



Kindergarten Spring Reading Comprehension





© Copyright English Created Resources. All rights reserved.

This printable was created for you to use at home or with students in a classroom setting.

YOU MAY

- Download to your computer.
- Use this file for personal use at home.
- Use in your classroom.
- Print as many copies as you would like for personal and classroom use only.

YOU MAY NOT

- Extract or edit this printable.
- Share this PDF on Whatsapp, Facebook, Telegram, personal blog/website or by any other means without prior permission of the publisher.
- Upload the images onto your Facebook page or group without giving credit to **English Created Resources and sharing its website link.**
- Store or sell them on any website.
- Claim them as your own.
- **PRINT, SELL OR DISTRIBUTE THEM TO OTHERS.**

Clipart and elements found in this PDF are copyrighted and cannot be extracted or used outside of this file without permission or license.

For more FREE materials follow us on:

 <https://facebook.com/createdres>

 <https://t.me/freebooks4all>

 <https://twitter.com/createdres>

 <https://vk.com/createdres>

 <https://www.pinterest.com/createdres>

 <https://www.instagram.com/createdres>

 <https://www.threads.net/@createdres>

Thank you for your download!



MY READING COMPREHENSION Spring BOOK



This book belongs to:

Name: _____

Reading Comprehension




Directions: Read the text 3 times and color the stars.

Spring is a happy season.
The days get longer and warmer.
The trees have green leaves.
Birds build nests in the trees.
Butterflies fly from flower to flower.
Children play outside in the park.
I see many beautiful things in spring!



1. Check the picture that matches the story.



2. What season is it?

- a. winter
- b. spring
- c. summer

3. What do the trees have?

- a. no leaves
- b. green leaves
- c. brown leaves

4. What do birds build?

- a. houses
- b. nests
- c. kites

5. What do butterflies do?

- a. sleep
- b. swim
- c. fly from flower to flower

6. Where do children play?

- a. in the park
- b. in the classroom
- c. at home

Name: _____

Reading Comprehension



Directions: Read the text 3 times and color the stars.

Spring brings rain and sunshine.
The rain helps the flowers grow.
I see tulips, daisies, and roses.
They come in many bright colors.
Bees and butterflies visit the flowers.
I like to smell the sweet flowers.
Spring is full of beauty!



I. Check the picture that matches the story.



- | | |
|---|--|
| <p>2. What helps the flowers grow?</p> <ul style="list-style-type: none">a. the sun and windb. the rain and sunshinec. the snow and ice <p>3. Which flowers are in the story?</p> <ul style="list-style-type: none">a. lilies, tulips, and daisiesb. tulips, daisies, and rosesc. sunflowers, tulips, and roses <p>4. What do bees and butterflies do?</p> <ul style="list-style-type: none">a. they sleepb. they visit the flowersc. they build houses | <p>5. What does the writer like to do?</p> <ul style="list-style-type: none">a. play in the rainb. smell the sweet flowersc. eat the flowers <p>6. What is spring full of?</p> <ul style="list-style-type: none">a. noiseb. beautyc. cold <p>7. What is the season in the story?</p> <ul style="list-style-type: none">a. winterb. springc. fall |
|---|--|

Name: _____

Reading Comprehension

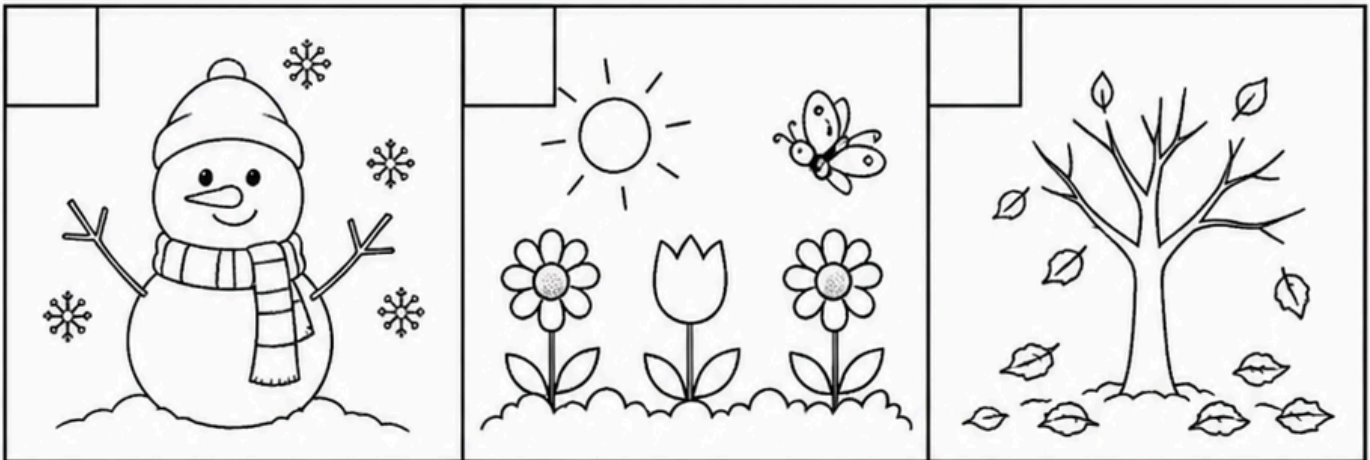


Directions: Read the text 3 times and color the stars.

Spring is a wonderful season.
The sun shines and the sky is blue.
Flowers bloom in the garden.
Birds sing happy songs in the trees.
I love spring!



1. Check the picture that matches the story.



2. What season is it?

- a. winter
- b. spring
- c. summer

3. What blooms in the garden?

- a. trees
- b. flowers
- c. grass

4. What do birds do in the trees?

- a. build nests
- b. sing happy songs
- c. sleep

5. What color is the sky?

- a. blue
- b. gray
- c. white

Name: _____

Reading Comprehension




Directions: Read the text 3 times and color the stars.

I see a cute baby chick.
The chick is yellow and soft.
It hatches from an egg.
The chick pecks at the ground.
It looks for food.
I think chicks are so cute!



1. Check the picture that matches the story.



2. What animal do I see?

- a. a duck
- b. a chick
- c. a bird

3. What color is the chick?

- a. yellow
- b. black
- c. brown

4. Where does the chick peck?

- a. in the water
- b. in the ground
- c. in the tree

5. Where does the chick hatch from?

- a. a tree
- b. an egg
- c. a nest

Name: _____

Reading Comprehension




Directions: Read the text 3 times and color the stars.

I like to plant seeds in spring.
I dig a hole in the soil.
I put the seed in the hole.
I cover it with soil and water it.
The sun shines, and the seed grows.
A small plant comes out!
I am happy to see it grow.



1. Check the picture that matches the story.



- | | |
|---|--|
| <p>2. What does the child do first?</p> <ul style="list-style-type: none">a. water the seedb. plant the seedc. eat the seed <p>3. What does the child do after putting the seed in the hole?</p> <ul style="list-style-type: none">a. cover it with soil and water itb. take it outc. leave it in the sun | <p>4. What helps the seed grow?</p> <ul style="list-style-type: none">a. the toysb. the sun and waterc. the wind and rain <p>5. What comes out of the seed?</p> <ul style="list-style-type: none">a. a flowerb. a small plantc. a tree |
|---|--|

Name: _____

Reading Comprehension




Directions: Read the text 3 times and color the stars.

Spring is a time of new life.
The trees have small green leaves.
The grass is green and soft.
Baby animals are born.
The weather is warm and nice.
I love to see nature in spring!



1. Check the picture that matches the story.



2. What season is it?

- a. winter
- b. spring
- c. summer

3. What do the trees have?

- a. big green apples
- b. small green leaves
- c. no leaves

4. What is born in spring?

- a. baby animals
- b. snowmen
- c. toys

Name: _____

Reading Comprehension




Directions: Read the text 3 times and color the stars.

The butterflies come out in spring.
They are colorful and light.
They fly from flower to flower.
They drink sweet nectar.
I like to watch butterflies.
They make spring so beautiful!



1. Check the picture that matches the story.



2. What comes out in spring?

- a. birds
- b. butterflies
- c. leaves

3. What do butterflies drink?

- a. milk
- b. sweet nectar
- c. water

4. What do butterflies do?

- a. sleep in the trees
- b. fly from flower to flower
- c. build nests

5. What makes spring beautiful?

- a. the snow
- b. the butterflies
- c. the cold weather

Name: _____

Reading Comprehension




Directions: Read the text 3 times and color the stars.

In spring, it rains a lot.
The rain helps the flowers grow.
I see a rainbow in the sky.
I like to jump in puddles.
Spring rain makes everything fresh.
I love spring days!



1. Check the picture that matches the story.



- | | |
|--|---|
| <p>2. What happens a lot in spring?</p> <ul style="list-style-type: none">a. It snows.b. It rains.c. It is very windy. <p>3. What does the rain help grow?</p> <ul style="list-style-type: none">a. the sunb. the flowersc. the clouds | <p>4. What can the child see in the sky?</p> <ul style="list-style-type: none">a. a rainbowb. a birdc. a kite <p>5. What does the child like to do?</p> <ul style="list-style-type: none">a. jump in puddlesb. sleep all dayc. watch TV |
|--|---|

Name: _____

Reading Comprehension




Directions: Read the text 3 times and color the stars.

It is springtime.
The rain falls gently.
Flowers grow in the garden.
The plants need water.
I like to help my mom.
We watch the flowers grow.
Spring brings so much joy!



1. Check the picture that matches the story.



2. What season is it?

- a. winter
- b. spring
- c. summer

3. What does the rain do?

- a. falls gently
- b. falls heavily
- c. stops the flowers

4. Who does the child help?

- a. her teacher
- b. her mom
- c. her friend

5. What do the plants need?

- a. sunlight
- b. water
- c. toys

Name: _____

Reading Comprehension



Directions: Read the text 3 times and color the stars.

I like to play outside in spring.

I see flowers in many colors.

I hear birds singing in the trees.

I feel the warm sun on my face.

Spring is my favorite season!



1. Check the picture that matches the story.



2. Where does the child like to play?

- a. inside the house
- b. outside
- c. in the garden

3. What does the child see?

- a. stars
- b. flowers
- c. cars

4. What does the child hear?

- a. birds singing
- b. dogs barking
- c. the fan

5. What does the child feel?

- a. cold wind
- b. warm sun
- c. rain



Name: _____

Reading Comprehension



Directions: Read the text 3 times and color the stars.

It is a rainy spring day.

The clouds are gray.

I like to jump in puddles.

I wear my rain boots.

I take my umbrella.

Rain helps flowers and trees grow.

I love spring days!



1. Check the picture that matches the story.



2. What season is it?

- a. winter
- b. spring
- c. summer

3. What does the child like to do?

- a. read books
- b. jump in puddles
- c. ride a bike

4. What does the child wear?

- a. sandals
- b. rain boots
- c. shoes

5. What does the rain help grow?

- a. flowers and trees
- b. cars
- c. toys



Name: _____

Reading Comprehension



Directions: Read the text 3 times and color the stars.

I go outside in spring.

I wear my raincoat.

It keeps me dry.

I wear my rain boots.

I carry my umbrella.

I jump in puddles.

I have so much fun!



1. Check the picture that matches the story.



2. What season is it?

- a. winter
- b. spring
- c. summer

3. What does the girl wear?

- a. a dress
- b. a raincoat
- c. a sweater

4. What does she carry?

- a. a bag
- b. an umbrella
- c. a book

5. What does the girl like to do?

- a. read books
- b. jump in puddles
- c. ride a bike



English Created Resources prides itself on providing everything a learner needs to improve the level of English.

Such materials are provided for free download to be available for learners around the world. You can find English ESL worksheets for home learning, online practice, distance learning and for English classes.

Our Website helps you to give your child a boost using our free printables. You will be able to help your child with his grammar skills with our printables that focus on using punctuation, reading and writing. Such worksheets are a useful learning tool for kids who are trying to read, write or want to practice their English language skills at home.

Designed by English Created Resources



Beni Suef, Egypt



copyrightsupport@createdres.com



[createdres.com](https://www.createdres.com)

www.nortechplus.com

For more FREE materials follow us on:



<https://facebook.com/createdres>



<https://twitter.com/createdres>



<https://www.pinterest.com/createdres>



<https://t.me/freebooks4all>



<https://www.instagram.com/createdres>



<https://vk.com/createdres>

