



Blend It. Read It. Love It!

CONSONANT BLENDS

Little Blends, Big Words!





© Copyright English Created Resources. All rights reserved.

This printable was created for you to use at home or with students in a classroom setting.

YOU MAY

- Download to your computer.
- Use this file for personal use at home.
- Use in your classroom.
- Print as many copies as you would like for personal and classroom use only.

YOU MAY NOT

- Extract or edit this printable.
- Share this PDF on Whatsapp, Facebook, Telegram, personal blog/website or by any other means without prior permission of the publisher.
- Upload the images onto your Facebook page or group without giving credit to **English Created Resources and sharing its website link.**
- Store or sell them on any website.
- Claim them as your own.
- **PRINT, SELL OR DISTRIBUTE THEM TO OTHERS.**

Clipart and elements found in this PDF are copyrighted and cannot be extracted or used outside of this file without permission or license.

For more FREE materials follow us on:

 <https://facebook.com/createdres>

 <https://t.me/freebooks4all>

 <https://twitter.com/createdres>

 <https://vk.com/createdres>

 <https://www.pinterest.com/createdres>

 <https://www.instagram.com/createdres>

 <https://www.threads.net/@createdres>

Thank you for your download!

CONSONANT BLENDS

BLEND S


WORD MAP

Blend It. Read It. Love It!



bl

blue
blanket
blocks



cl

clock
clap
clown



fl

flower
flag
fly




gl

globe
glass
glue



pl

plant
plate
plane




br

brush
bread
brick



cr

crown
crab
crayon



Blend It.
Read It.
Love It!


fr

frog
fruit
frame



gr

grapes
green
grill



pr

present
prize
proud



sm

smile
small
smart



sn

snail
snow
snack




sk

skate
skirt
sky




sl

slide
sleep
sloth



tr

train
tree
truck



sp

spoon
spider
spin




st

star
stick
stone



sw

swan
swing
sweet



tw

twin
twist
twelve
12



What Are Consonant Blends?

Consonant blends are **two letters** that come together to make a **new sound** at the beginning of a word.



Why Are They Important?

- ✓ Help us read new words!
- ✓ Make reading smoother!
- ✓ Build strong spelling and speaking skills!



Consonant Blend

A consonant blend is when two or more consonants come together, but **each** letter keeps its **own** sound.



cl

Two Letters, Amazing Sounds! ★

How to Sound It Out

c + **l** = **cl**

/k/ /l/ /kl/

What It Means

The blend **cl** appears at the **beginning** of words.

clock

Example Words

	cloud
	clock
	clap
	clothes
	clipboard

How It Works

When the letters **c** and **l** come together at the beginning of a word, they make a new sound **/kl/**. But remember, each letter keeps its **own** sound!

c + **l** = **cl**

/k/ /l/ /kl/

Let's Read!

- ★ The **cloud** is in the sky.
- ★ I can see the **clock** on the wall.
- ★ **Clap** your hands!
- ★ She wears clean **clothes**.
- ★ He wrote on the **clipboard**.

Say It. Find It. Color It!

Say each word out loud.
If it has **cl** at the beginning, color it!

cloud	clock	car	clap
flower	clothes	chair	clipboard

Fun Activity

Look around you and find things that start with **cl**.
Draw and write them below!

_____	_____	_____

Tips to Remember

- ✓ Say each letter sound.
- ✓ Blend the sounds together.
- ✓ Look for **cl** at the beginning of words.
- ✓ Practice reading and writing every day!



Keep practicing!
You're doing great!



Consonant Blend

cr

A consonant blend is when two or more consonants come together, but **each** letter keeps its **own** sound.



How to Sound It Out

c + **r** = **cr**
/k/ /r/ /kr/

Two Letters, Amazing Sounds!

What It Means

The blend **cr** appears at the **beginning** of words.



crab

Example Words



crab



crown



crayon



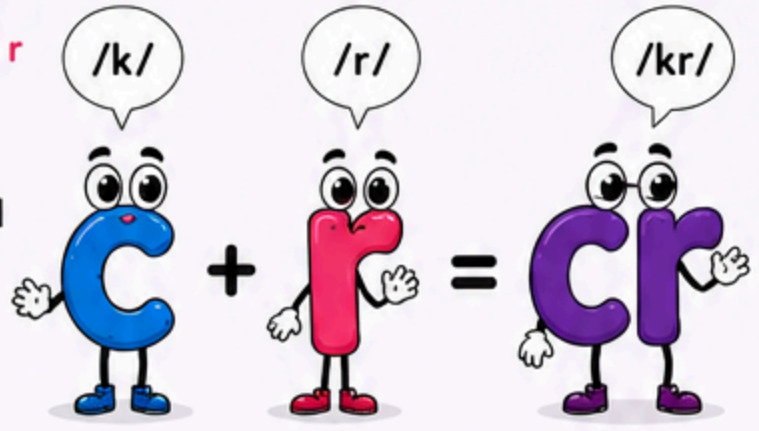
crack



crate

How It Works

When the letters **c** and **r** come together at the beginning of a word, they make a new sound **/kr/**. But remember, each letter keeps its **own** sound!



Let's Read!

- ★ The **crab** is on the rock.
- ★ The queen wears a **crown**.
- ★ I have a red **crayon**.
- ★ The glass has a **crack**.
- ★ Put the toys in the **crate**.



Say It. Find It. Color It!

Say each word out loud.
If it has **cr** at the beginning, color it!

crab	crown	car	crayon
cross	crack	crate	flower

Fun Activity

Look around you and find things that start with **cr**.
Draw and write them below!



Tips to Remember

- ✓ Say each letter sound.
- ✓ Blend the sounds together.
- ✓ Look for **cr** at the beginning of words.
- ✓ Practice reading and writing every day!



You're doing amazing!
Keep reading, keep blending, keep shining!



Consonant Blend

br

A consonant blend is when two or more consonants come together, but **each** letter keeps its **own** sound.



How to Sound It Out

b + **r** = **br**

/b/ /r/ /br/

Two Letters, Amazing Sounds!

What It Means

The blend **br** appears at the **beginning** of words.



branch

Example Words

	bread
	brush
	broom
	branch
	break

How It Works

When the letters **b** and **r** come together at the beginning of a word, they make a new sound **/br/**. But remember, each letter keeps its **own** sound!

/b/ /r/ /br/

b + **r** = **br**

Let's Read!

- ★ I see **br**own **br**ead on the plate.
- ★ She used a **br**ush to clean her hair.
- ★ The **br**oom is by the door.
- ★ The **br**id is on the **br**anch.
- ★ He will **br**eak the **br**ick.

Say It. Find It. Color It!

Say each word out loud. If it has **br** at the beginning, color it!

bread	branch	crown	brush
frog	broom	break	grapes

Fun Activity

Look around you and find things that start with **br**. Say their names out loud!

broccoli	bridge	brick	breakfast

Tips to Remember

- ✓ Say each letter sound.
- ✓ Blend the sounds together.
- ✓ Listen for **br** at the beginning of words.
- ✓ Practice reading and writing every day!



Great readers listen, blend, and practice!



Consonant Blend

A consonant blend is when two or more consonants come together, but **each** letter keeps its **own** sound.



gl

Two Letters, Amazing Sounds!

How to Sound It Out

g + **l** = **gl**
/g/ /l/ /gl/

What It Means

The blend **gl** appears at the **beginning** of words.



gloves

Example Words



globe



glass



glue



gloss



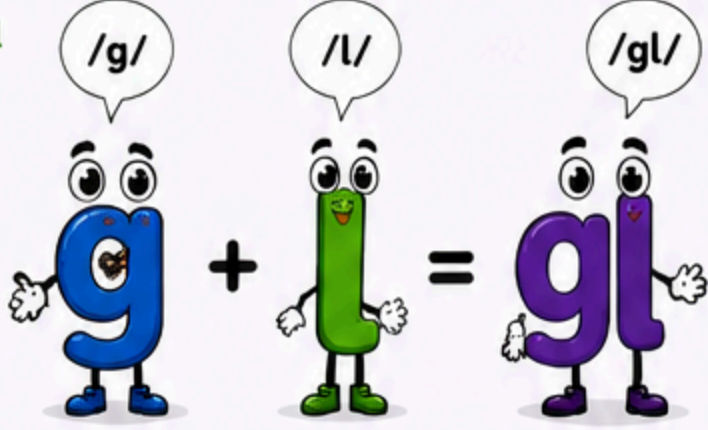
glasses



glider

How It Works

When the letters **g** and **l** come together at the beginning of a word, they make a new sound **/gl/**. But remember, each letter keeps its **own sound!**



Let's Read!

- ★ The **globe** shows the world.
- ★ She drank water from a **glass**.
- ★ Use **glue** to stick the paper.
- ★ Her lips have shiny **gloss**.
- ★ He lost his **glasses** on the table.
- ★ The **glider** flew high in the sky.



Say It. Find It. Color It!

Say each word out loud. If it has **gl** at the beginning, color it!

globe	gloves	grapes	glass
glue	gloss	grass	glider

Fun Activity!

Look around you and find things that start with **gl**. Draw and write them below!



1	2	3

Tips to Remember

- ✓ Say each letter sound.
- ✓ Blend the sounds together.
- ✓ Look for **gl** at the beginning of words.
- ✓ Practice reading and writing every day!



Blend it,
read it,
love it!





Consonant Blend

gr

A consonant blend is when two or more consonants come together, but **each** letter keeps its **own** sound.



How to Sound It Out

g + **r** = **gr**
/g/ /r/ /gr/

Two Letters, Amazing Sounds!

What It Means

The blend **gr** appears at the **beginning** of words.



grapes

Example Words



grass



green



grandpa



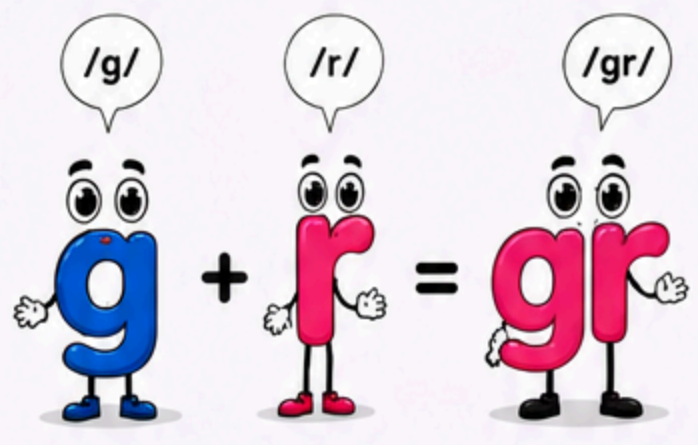
gray



grasshopper

How It Works

When the letters **g** and **r** come together at the beginning of a word, they make a new sound **/gr/**. But remember, each letter keeps its **own** sound!



Say It. Find It. Color It!

Say each word out loud.
If it has **gr** at the beginning, color it!

grapes	grass	apple	green
gray	gift	orange	grandpa

Let's Read!

- ★ The **gr**ass is so **gr**een.
- ★ My **gr**andpa tells **gr**eat stories.
- ★ The sky looks **gr**ay today.
- ★ I see a **gr**asshopper in the garden.
- ★ We picked **gr**apes from the vine.



Fun Activity!

Look around you and find things that start with **gr**.
Draw and write them below!



1	2	3
_____	_____	_____

Tips to Remember

- ✓ Say each letter sound.
- ✓ Blend the sounds together.
- ✓ Look for **gr** at the beginning of words.
- ✓ Practice reading and writing every day!



Blend it, read it,
love it!
You can do it!





Consonant Blend

dr

A consonant blend is when two or more consonants come together, but **each** letter keeps its **own** sound.



How to Sound It Out

d + **r** = **dr**
/d/ /r/ /dr/

Two Letters, Amazing Sounds!

What It Means

The blend **dr** appears at the **beginning** of words.



dragon

Example Words



drawer



drum



draw



dress



drip



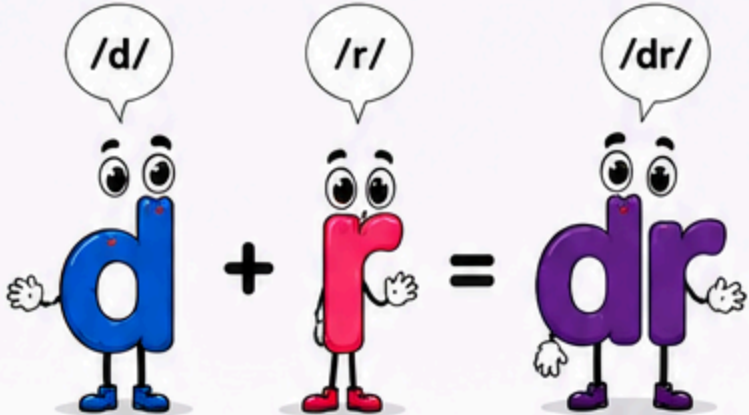
dragon



dream

How It Works

When the letters **d** and **r** come together at the beginning of a word, they make a new sound **/dr/**. But remember, each letter keeps its **own** sound!



Say It. Find It. Color It!

Say each word out loud. If it has **dr** at the beginning, color it!

drawer	drum	tree	dress
drop	dragon	car	draw

Let's Read!

- ★ I opened my **drawer**.
- ★ I played the **drum**.
- ★ She will **draw** a picture.
- ★ My sister wears a red **dress**.
- ★ The faucet will **drip**.
- ★ The **dragon** breathes fire.
- ★ I had a **dream** last night.



Fun Activity!

Look around you and find things that start with **dr**. Draw and write them below!

1	2	3
<input type="text"/>	<input type="text"/>	<input type="text"/>

Tips to Remember

- ✓ Say each letter sound.
- ✓ Blend the sounds together.
- ✓ Listen for **dr** at the beginning of words.
- ✓ Practice reading and writing every day!



Great readers blend letters and build amazing words!





Consonant Blend

fl

A consonant blend is when two or more consonants come together, but **each** letter keeps its **own** sound.



How to Sound It Out

f + **l** = **fl**
/f/ /l/ /fl/

Two Letters, Amazing Sounds!

What It Means

The blend **fl** appears at the **beginning** of words.



flowers

Example Words



flower



flag



fly



flash




flamingo



flute

How It Works

When the letters **f** and **l** come together at the beginning of a word, they make a new sound **/fl/**. But remember, each letter keeps its **own** sound!



Let's Read!

- ★ The **flower** is so beautiful.
- ★ I saw a **flag** on the pole.
- ★ Birds can **fly** in the sky.
- ★ I saw a **flash** of lightning.
- ★ The **flamingo** is pink.
- ★ She plays the **flute** well.



Say It. Find It. Color It!

Say each word out loud. If it has **fl** at the beginning, color it!

 flower	 flag	 apple	 fly
 flash	 fish	 flute	 plate

Fun Activity!

Look around you and find things that start with **fl**. Draw and write them below!

1	2	3



Tips to Remember

- ✓ Say each letter sound.
- ✓ Blend the sounds together.
- ✓ Listen for **fl** at the beginning of words.
- ✓ Practice reading and writing every day!



Blend it, read it, love it! You can do it!

BLEND IT, READ IT, LOVE IT!

A consonant blend is when two or more consonants come together, but **each letter keeps its own sound.**

fr

Two Letters, Amazing Sounds!



How to Sound It Out

f + **r** = **fr**
/f/ /r/ /fr/

What It Means

The blend **fr** appears at the **beginning** of words.



fries

Example Words



fruit



frog



fridge



frame



friend



front



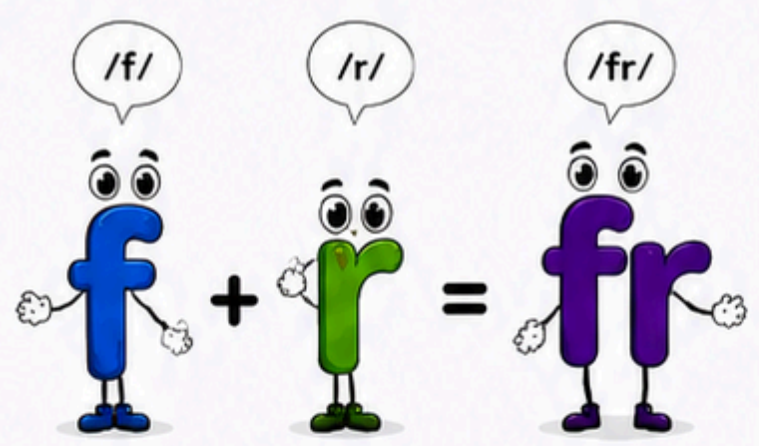
freeze



frost









How It Works

When the letters **f** and **r** come together at the beginning of a word, they make a new sound **/fr/**. But remember, each letter keeps its **own sound!**



Say It. Find It. Color It!

Say each word out loud.
If it has **fr** at the beginning, color it!

 frog	 tree	 fruit	 drum
 fries	 flower	 truck	 dress

Let's Read!

- ★ I like to eat **fruit**.
- ★ The **frog** is green.
- ★ My **friend** has a frame.
- ★ The **fridge** is cold.
- ★ We sit in the **front**.
- ★ It might **freeze** tonight.
- ★ Jack has **frost** on his jacket.



Fun Activity!

Look around you and find things that start with **fr**.
Draw and write them below!



1	2	3

Tips to Remember

- ✓ Say each letter sound.
- ✓ Blend the sounds together.
- ✓ Listen for **fr** at the beginning of words.
- ✓ Practice reading and writing every day!



Blend it, read it, love it!
You can do it!



Consonant Blend

pl

A consonant blend is when two or more consonants come together, but **each** letter keeps its **own** sound.



How to Sound It Out

p + **l** = **pl**
/p/ /l/ /pl/

Two Letters, Amazing Sounds!

What It Means

The blend **pl** appears at the **beginning** of words.



plant

Example Words



plant



plate



play



plug



plane



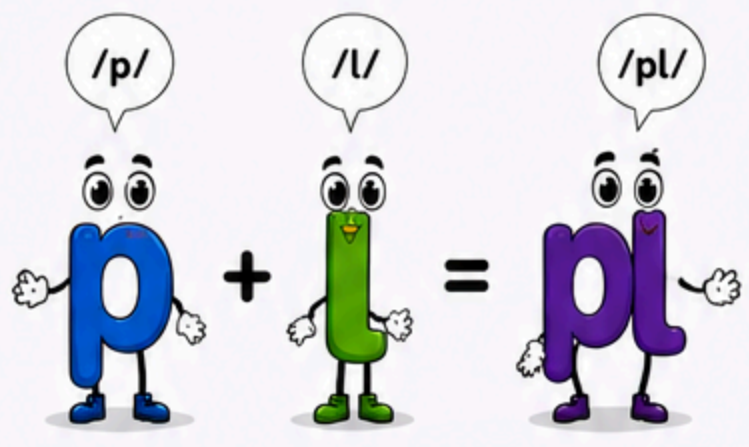
plan



please

How It Works

When the letters **p** and **l** come together at the beginning of a word, they make a new sound **/pl/**. But remember, each letter keeps its **own sound!**



Say It. Find It. Color It!

Say each word out loud. If it has **pl** at the beginning, color it!

 plant	 plate	 flag	 play
 plug	 plane	 fish	 plan

Let's Read!

- ★ The **plant** is in the pot.
- ★ I ate on a blue **plate**.
- ★ Let's **play** a game!
- ★ Don't touch the **plug**.
- ★ The **plane** is in the sky.
- ★ We made a **plan** for the trip.
- ★ **Please** be quiet, thank you!



Fun Activity!

Look around you and find things that start with **pl**. Draw and write them below!



1	2	3

Tips to Remember

- ✓ Say each letter sound.
- ✓ Blend the sounds together.
- ✓ Listen for **pl** at the beginning of words.
- ✓ Practice reading and writing every day!



Blend it, read it, love it! You can do it!

pr



How to Sound It Out

p + **r** = **pr**
/p/ /r/ /pr/

Two Letters, Amazing Sounds!

Example Words



present



prince



print



pretzel



paint



pray



price

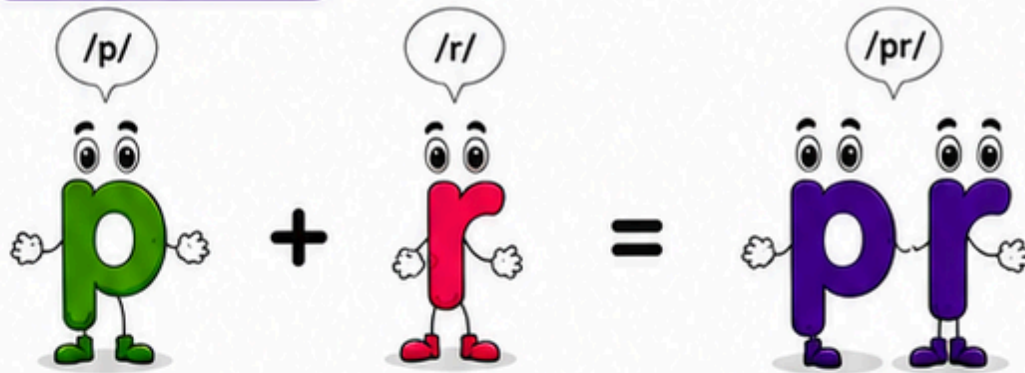
What It Means

The blend **pr** appears at the beginning of words.



present

How It Works



Say It. Find It. Color It!



present



crown



printer



pretzel



paint



pray



price



tree

Let's Read!

- ★ I have a **present** for you.
- ★ The **prince** wears a crown.
- ★ I will **print** my homework.
- ★ I like to eat a **pretzel**.
- ★ I **paint** a picture.
- ★ Let's **pray** together.
- ★ What is the **price**?



Tips to Remember

- ✓ Say each letter sound.
- ✓ Blend the sounds together.
- ✓ Listen for pr at the beginning of words.
- ✓ Practice reading and writing every day!



Fun Activity!

Look around you and find things that start with **pr**. Draw and write them below!



1

2

3



Consonant Blend

A consonant blend is when two or more consonants come together, but **each** letter keeps its **own** sound.

sm

Two Letters, Amazing Sounds!



How to Sound It Out

s + **m** = **sm**
/s/ /m/ /sm/

What It Means

The blend **sm** appears at the **beginning** of words.



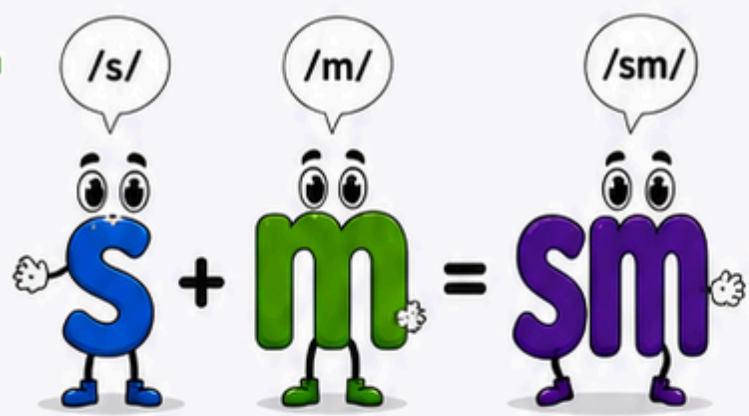
smile

Example Words

- smile
- smell
- smoke
- smooth
- smoothie
- smash
- small
- smart

How It Works

When the letters **s** and **m** come together at the beginning of a word, they make a new sound **/sm/**. But remember, each letter keeps its **own** sound!



Say It. Find It. Color It!

Say each word out loud. If it has **sm** at the beginning, color it!

smile	smoke	star	smell
smash	small	smooth	smart

Let's Read!

- ★ I see a **smile**.
- ★ It **smells** good!
- ★ The **smoke** is thick.
- ★ His skin is **smooth**.
- ★ I like my **smoothie**.



Fun Activity!

Look around you and find things that start with **sm**. Draw and write them below!



1	2	3
<input type="text"/>	<input type="text"/>	<input type="text"/>

Tips to Remember

- ✓ Say each letter sound.
- ✓ Blend the sounds together.
- ✓ Listen for **sm** at the beginning of words.
- ✓ Practice reading and writing every day!



Blend it, read it, love it! You can do it!



Consonant Blend

A consonant blend is when two or more consonants come together, but **each** letter keeps its **own** sound.

sn

Two Letters, Amazing Sounds!



How to Sound It Out

s + **n** = **sn**
/s/ /n/ /sn/

What It Means

The blend **sn** appears at the **beginning** of words.



snail

Example Words



snail



snake



snow



sneaker



sniff



snack



snore



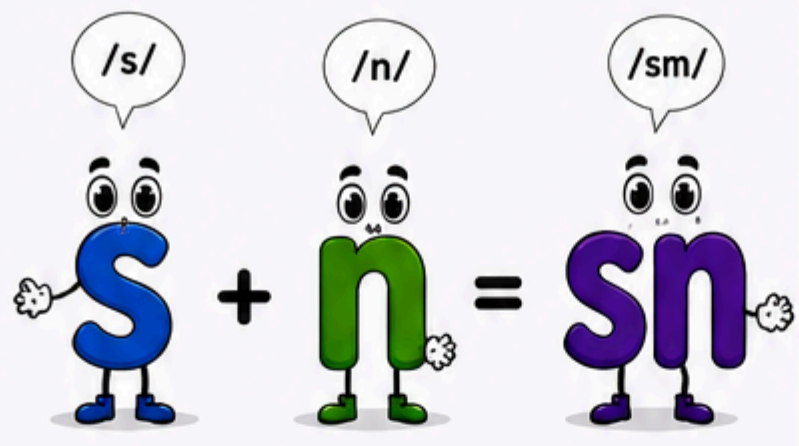
snap



sneeze

How It Works

When the letters **s** and **n** come together at the beginning of a word, they make a new sound **/sn/**. But remember, each letter keeps its **own sound!**



Say It. Find It. Color It!

Say each word out loud. If it has **sn** at the beginning, color it!

snail	tree	snow	cat
snake	sun	sneaker	dog

Let's Read!

- ★ I see a **snail**.
- ★ The **snake** is green.
- ★ It is **snowing** outside.
- ★ I have a **snack**.
- ★ Don't **sniff** too hard.
- ★ He took a **sneaky** step.



Fun Activity!

Look around you and find things that start with **sn**. Draw and write them below!

1	2	3



Tips to Remember

- ✓ Say each letter sound.
- ✓ Blend the sounds together.
- ✓ Listen for **sn** at the beginning of words.
- ✓ Practice reading and writing every day!



Blend it, read it, love it! You can do it!

sl






How to Sound It Out

s + **l** = **sl**

/s/ /l/ /sl/

Two Letters, Amazing Sounds!

Example Words

-  **slide**
-  **slipper**
-  **sleep**
-  **slow**
-  **sloth**
-  **slice**
-  **sledge**
-  **slime**
-  **slate**

What It Means

The blend **sl** appears at the **beginning** of words.











slide

How It Works

/s/ /l/ /sl/

S + **l** = **sl**

Say It. Find It. Color It!

 slide	 flower	 sloth	 boat
 slipper	 sun	 slice	 sledge

Let's Read!

- ★ I will **slide** down the **slide**.
- ★ My **slipper** is blue.
- ★ I **sleep** in my bed.
- ★ **Slow** down, please!
- ★ The **sloth** is so cute.
- ★ I want a **slice** of pizza.
- ★ I ride my **sledge** in the snow.
- ★ The **slime** is green and gooey.
- ★ I write on my **slate**.



Tips to Remember

- ✓ Say each letter sound.
- ✓ Blend the sounds together.
- ✓ Listen for **sl** at the beginning of words.
- ✓ Practice reading and writing every day!



Fun Activity!

Look around you and find things that start with **sl**.
Draw and write them below!

1

2

3

sp



How to Sound It Out

s + **p** = **sp**

/s/ /p/ /sp/

Two Letters, Amazing Sounds!

Example Words



spoon



spider



space



sponge



spin



spot



spool



speak




spring



spark



sprout



spray


What It Means

The blend **sp** appears at the beginning of words.



spin

How It Works



Say It. Find It. Color It!



spoon



spider



space



sponge



spin



spot



spool



spray

Let's Read!

- ★ I use a **spoon** to eat soup.
- ★ The **spider** spins a web.
- ★ We went to **space** in a rocket.
- ★ The **sponge** is wet.
- ★ Watch the top **spin**!
- ★ I found a **spot** on the carpet.
- ★ She lost a **spool** of thread.
- ★ Please **speak** clearly.
- ★ The **spring** is bouncy.
- ★ The **spark** made a small light.
- ★ The **sprout** is growing.
- ★ **Spray** the plants with water.



Tips to Remember

- ✓ Say each letter sound.
- ✓ Blend the sounds together.
- ✓ Listen for sp at the beginning of words.
- ✓ Practice reading and writing every day!



Fun Activity!

Look around you and find things that start with sp. Draw and write them below!



1 _____

2 _____

3 _____



st



How to Sound It Out

s + **t** = **st**

/s/ /t/ /st/

Two Letters, Amazing Sounds!

Example Words



star



stool



stairs



stamp



strawberry



stop



stick


What It Means

The blend **st** appears at the beginning of words.



star

How It Works



Say It. Find It. Color It!

star	stool	stairs	stamp
strawberry	stop	stick	sun

Let's Read!

- ★ I see a **star** in the sky.
- ★ The **stool** is wooden.
- ★ She goes up the **stairs**.
- ★ Put the **stamp** on the letter.
- ★ I like to eat **strawberries**.
- ★ Please **stop** at the red sign.
- ★ I found a **stick** in the yard.



Tips to Remember

- ✓ Say each letter sound.
- ✓ Blend the sounds together.
- ✓ Listen for st at the beginning of words.
- ✓ Practice reading and writing every day!



Fun Activity!

Look around you and find things that start with st. Draw and write them below!

1	2	3



sk



How to Sound It Out

s + k = sk

/s/ /k/ /sk/

Two Letters, Amazing Sounds!

Example Words

-  **skate**
-  **sky**
-  **skull**
-  **skirt**
-  **skeleton**
-  **skillet**
-  **ski**

What It Means

The blend **sk** appears at the beginning of words.



skate

How It Works

/s/ /k/ /sk/

S + **k** = **sk**

Say It. Find It. Color It!

 skate	 sky	 skull	 skirt
 skeleton	 skillet	 ski	 star

Let's Read!

- ★ He can **skate** so fast!
- ★ Look at the blue **sky**.
- ★ The **skull** is in the box.
- ★ She wears a pink **skirt**.
- ★ The **skeleton** is funny.
- ★ Mom cooks in the **skillet**.
- ★ I like to **ski** in the snow.



Tips to Remember

- ✓ Say each letter sound.
- ✓ Blend the sounds together.
- ✓ Listen for **sk** at the beginning of words.
- ✓ Practice reading and writing every day!



Fun Activity!

Look around you and find things that start with **sk**. Draw and write them below!

1 2 3

bl



How to Sound It Out

b + **l** = **bl**

/b/

/l/

/bl/

Two Letters, Amazing Sounds!

Example Words



block



blue



blender



blackboard



blanket




blueberry



blow


What It Means

The blend **bl** appears at the **beginning** of words.



block

How It Works



Say It. Find It. Color It!



block



blue



blender



blackboard



blanket



blueberry



blow



flower

Let's Read!

- ★ I built a big **block** tower.
- ★ The sky is so **blue** today.
- ★ Mom uses a **blender** to make juice.
- ★ We write on the **blackboard**.
- ★ I sleep with my soft **blanket**.
- ★ I like to eat fresh **blueberries**.
- ★ Be careful! Don't **blow** too hard.



Tips to Remember

- ✓ Say each letter sound.
- ✓ Blend the sounds together.
- ✓ Listen for **bl** at the beginning of words.
- ✓ Practice reading and writing every day!



Fun Activity!

Look around you and find things that start with **bl**. Draw and write them below!



1

2

3



tr



How to Sound It Out

t + r = tr

/t/ /r/ /tr/

Two Letters, Amazing Sounds!

Example Words



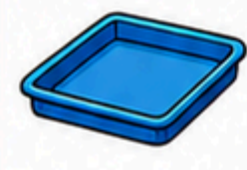
train



tree



trophy



tray



traffic



truck

What It Means

The blend **tr** appears at the **beginning** of words.



train

How It Works

/t/ /r/ /tr/

t + r = tr

Say It. Find It. Color It!

train	tree	trophy	tray
traffic	truck	star	

Let's Read!

- ★ I see a **train** on the tracks.
- ★ The **tree** is very tall.
- ★ He won a shiny **trophy**.
- ★ Put the books on the **tray**.
- ★ Be careful in **traffic**.
- ★ My dad drives a big **truck**.



Tips to Remember

- ✓ Say each letter sound.
- ✓ Blend the sounds together.
- ✓ Listen for **tr** at the beginning of words.
- ✓ Practice reading and writing every day!



Fun Activity!

Look around you and find things that start with **tr**. Draw and write them below!

1 2 3



tw



How to Sound It Out

t + w = tw

/t/ /w/ /tw/

Two Letters, Amazing Sounds!

Example Words


2 two

 twist

 twins

 twig

 towel

 twin

 twelve


What It Means

The blend **tw** appears at the beginning of words.






two

How It Works



Say It. Find It. Color It!

 two	 twist	 twins	 twig
 towel	 twin	 twelve	 star

Let's Read!

- ★ I have **two** books.
- ★ She did a **twist** in her dance.
- ★ The **twins** are my friends.
- ★ I picked up a small **twig**.
- ★ Please dry your hands with the **towel**.
- ★ My brother is my **twin**.
- ★ We counted **twelve** apples.



Tips to Remember

- ✓ Say each letter sound.
- ✓ Blend the sounds together.
- ✓ Listen for tw at the beginning of words.
- ✓ Practice reading and writing every day!



Fun Activity!

Look around you and find things that start with **tw**. Draw and write them below!

1 2 3

SW



How to Sound It Out

S + **W** = **SW**

/s/ /w/ /sw/

Two Letters, Amazing Sounds!

Example Words



swim



sweep



swing



sweater



sweet



swan



swish

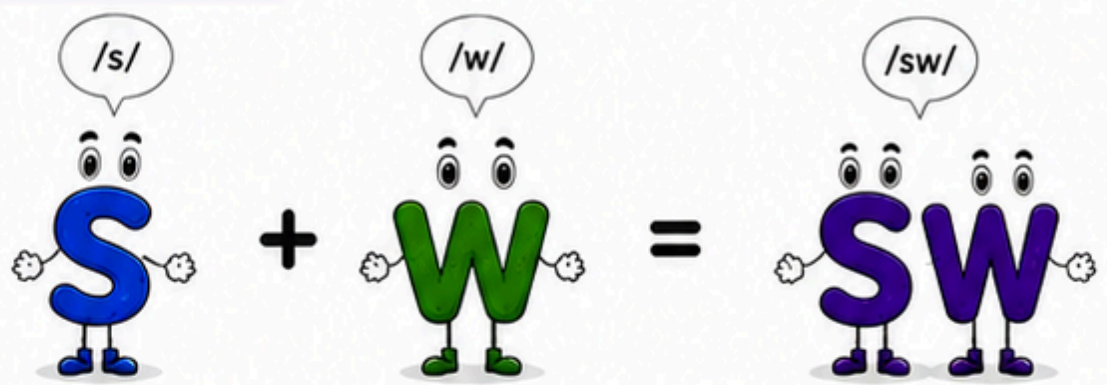
What It Means

The blend **sw** appears at the beginning of words.











swan

How It Works



Say It. Find It. Color It!

 swim	 sweep	 swing	 sweater
 sweet	 swan	 swish	 star

Let's Read!

- ★ I love to **swim** in the pool.
- ★ Dad helps me **sweep** the floor.
- ★ I like to **swing** on the swing.
- ★ My sister has a warm **sweater**.
- ★ You are so **sweet**!
- ★ Look at the beautiful **swan**.
- ★ The wind goes **swish**!



Tips to Remember

- ✓ Say each letter sound.
- ✓ Blend the sounds together.
- ✓ Listen for sw at the beginning of words.
- ✓ Practice reading and writing every day!



Fun Activity!

Look around you and find things that start with sw. Draw and write them below!

1	2	3
---	---	---



English Created Resources prides itself on providing everything a learner needs to improve the level of English.

Such materials are provided for free download to be available for learners around the world. You can find English ESL worksheets for home learning, online practice, distance learning and for English classes.

Our Website helps you to give your child a boost using our free printables. You will be able to help your child with his grammar skills with our printables that focus on using punctuation, reading and writing. Such worksheets are a useful learning tool for kids who are trying to read, write or want to practice their English language skills at home.

Designed by English Created Resources



Beni Suef, Egypt



copyrightsupport@createdres.com



[createdres.com](https://www.createdres.com)

www.nortechplus.com

For more FREE materials follow us on:



<https://facebook.com/createdres>



<https://twitter.com/createdres>



<https://www.pinterest.com/createdres>



<https://t.me/freebooks4all>



<https://www.instagram.com/createdres>



<https://vk.com/createdres>

