

REINDEER CRAFT TEMPLATE





© Copyright English Created Resources. All rights reserved.

This printable was created for you to use at home or with students in a classroom setting.

YOU MAY

- Download to your computer.
- Use this file for personal use at home.
- Use in your classroom.
- Print as many copies as you would like for personal and classroom use only.

YOU MAY NOT

- Extract or edit this printable.
- Share this PDF on Whatsapp, Facebook, Telegram, personal blog/website or by any other means without prior permission of the publisher.
- Upload the images onto your Facebook page or group without giving credit to **English Created Resources and sharing its website link.**
- Store or sell them on any website.
- Claim them as your own.
- **PRINT, SELL OR DISTRIBUTE THEM TO OTHERS.**

Clipart and elements found in this PDF are copyrighted and cannot be extracted or used outside of this file without permission or license.

For more FREE materials follow us on:

 <https://facebook.com/createdres>

 <https://t.me/freebooks4all>

 <https://twitter.com/createdres>

 <https://vk.com/createdres>

 <https://www.pinterest.com/createdres>

 <https://www.instagram.com/createdres>

 <https://www.threads.net/@createdres>

Thank you for your download!

Thank you to the amazing Graphic Artist that helped us to create these materials.



Follow Activity Boosters on
Teachers Pay Teachers and Facebook
for more great materials :)

Instructions:


- Print the template on cardboard or paper.
- Cut out the parts.
- Glue the ears both sides of the head.
- Glue the antlers at the back of the head, between the ears.
- Attach the snout to the head.
- Add the red nose onto the snout.
- Add the paper eyes or googly eyes.






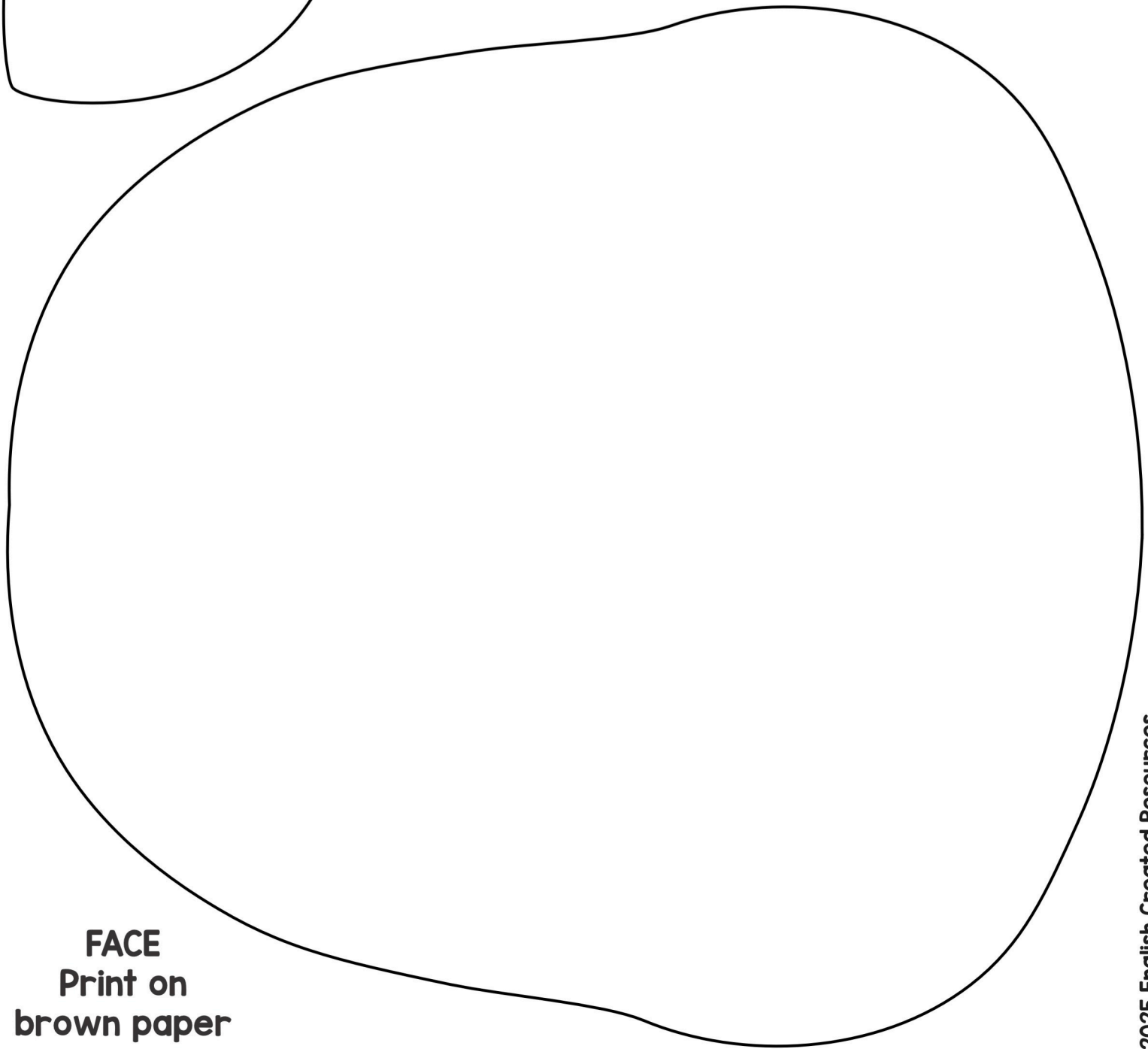
ANTLERS

Print on dark brown paper






EARS
Print on
brown paper

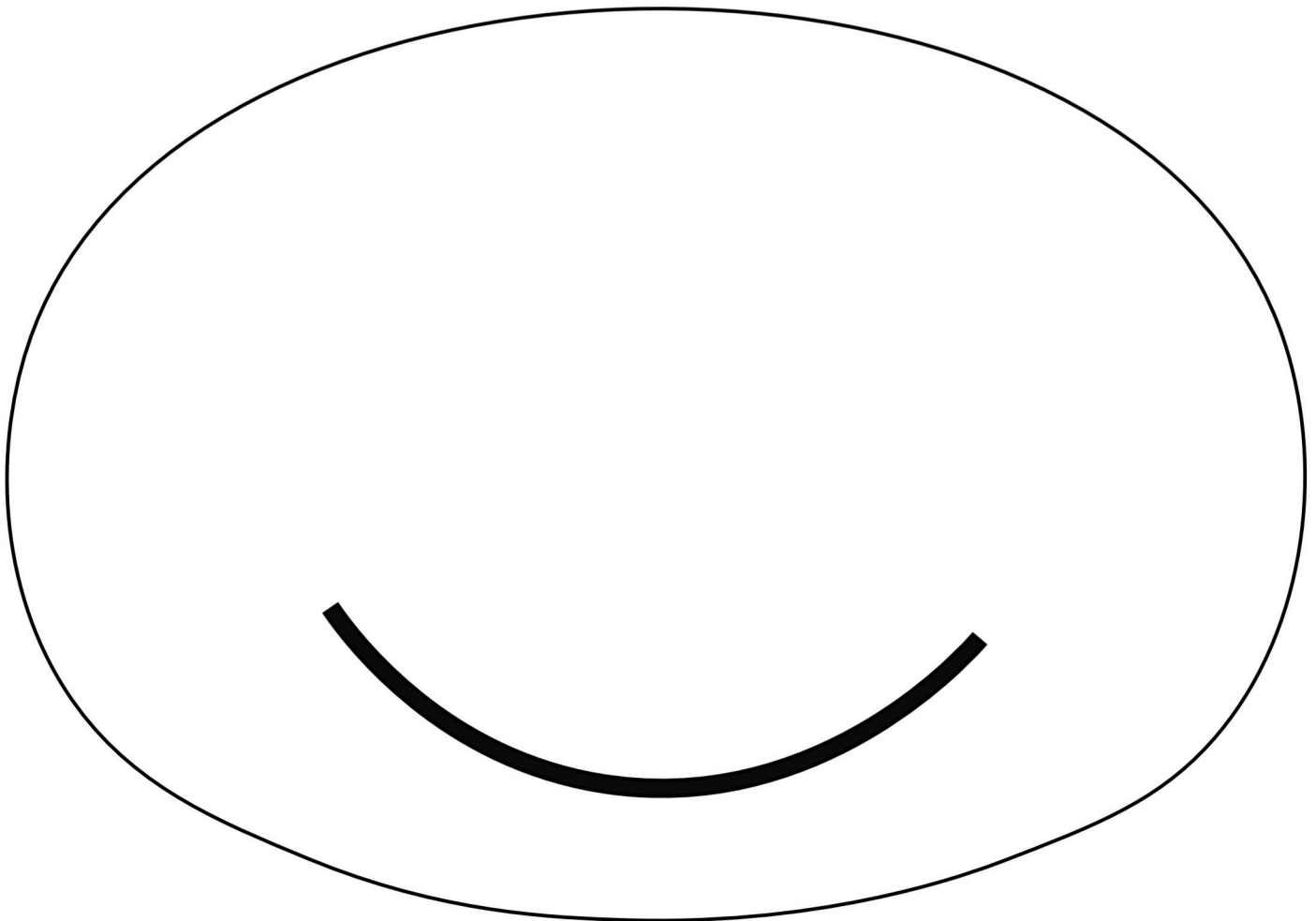


FACE
Print on
brown paper

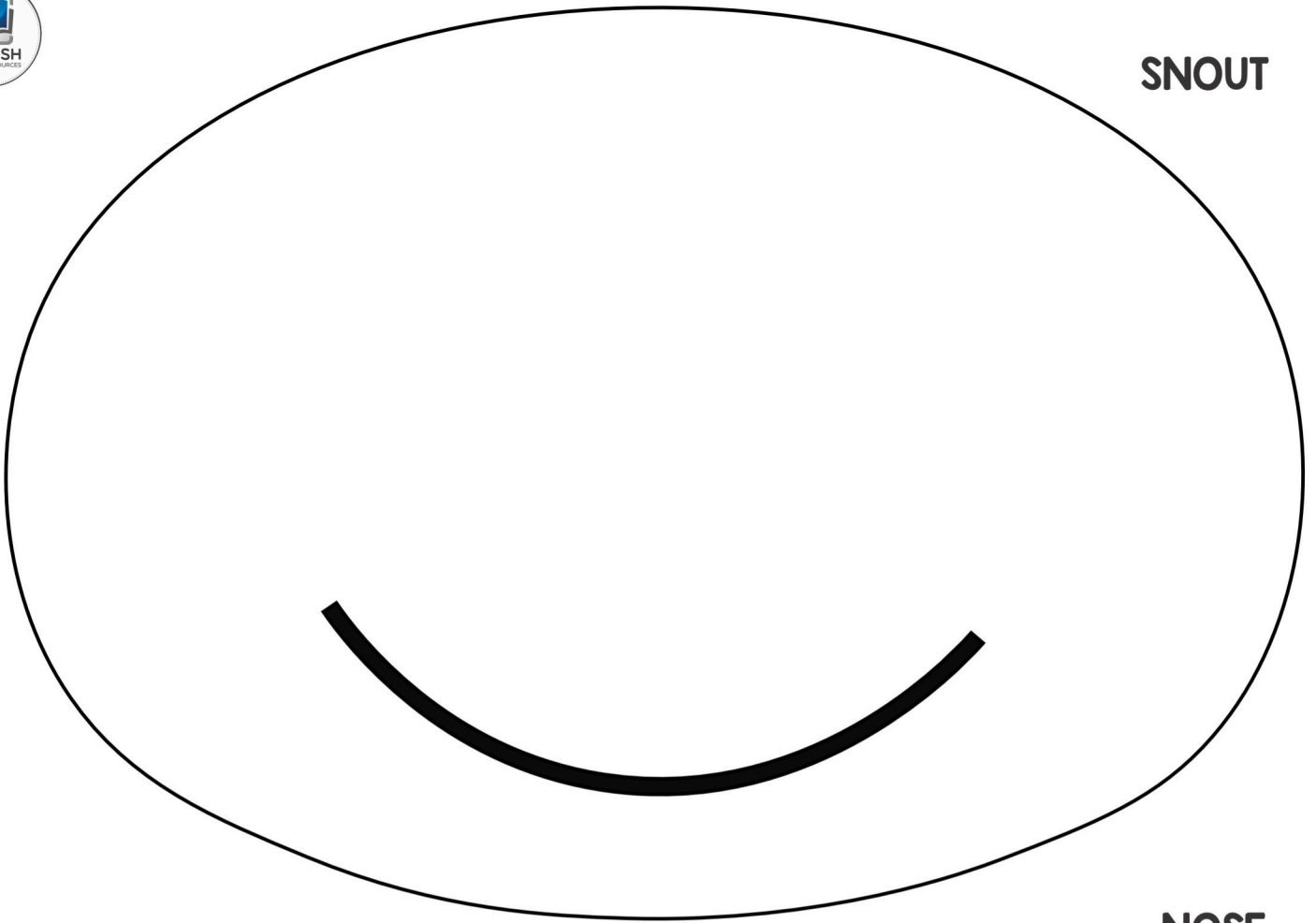
INSIDE EARS
Print on beige paper



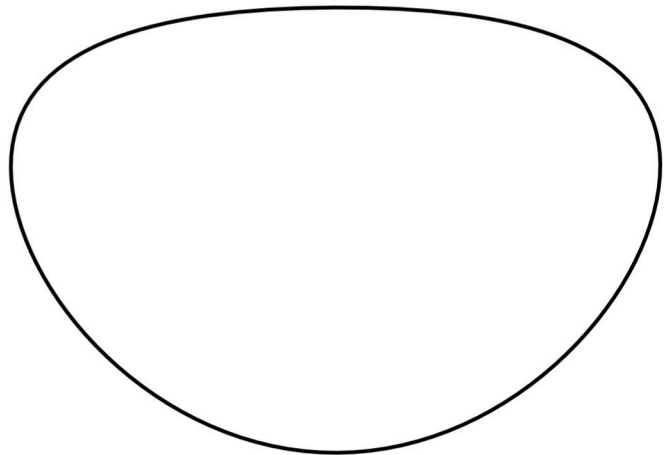
SNOUT
Print on beige paper




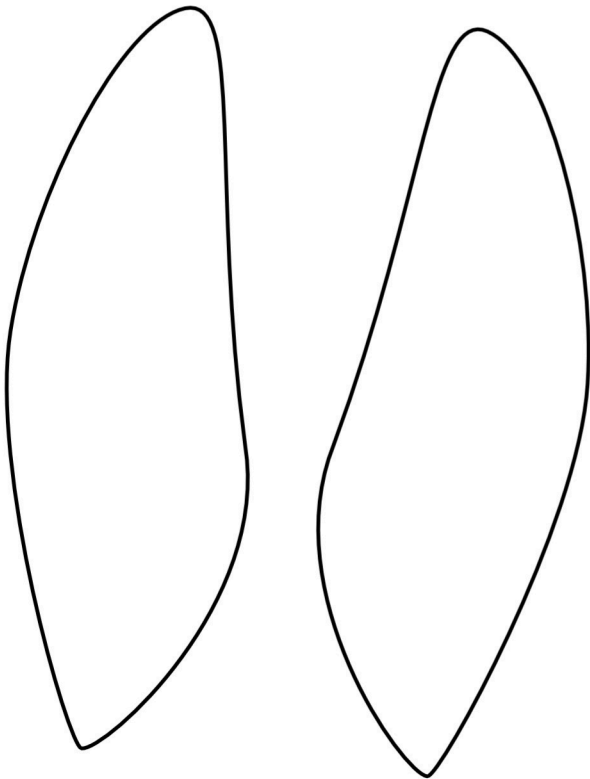
SNOUT



NOSE




INSIDE EARS



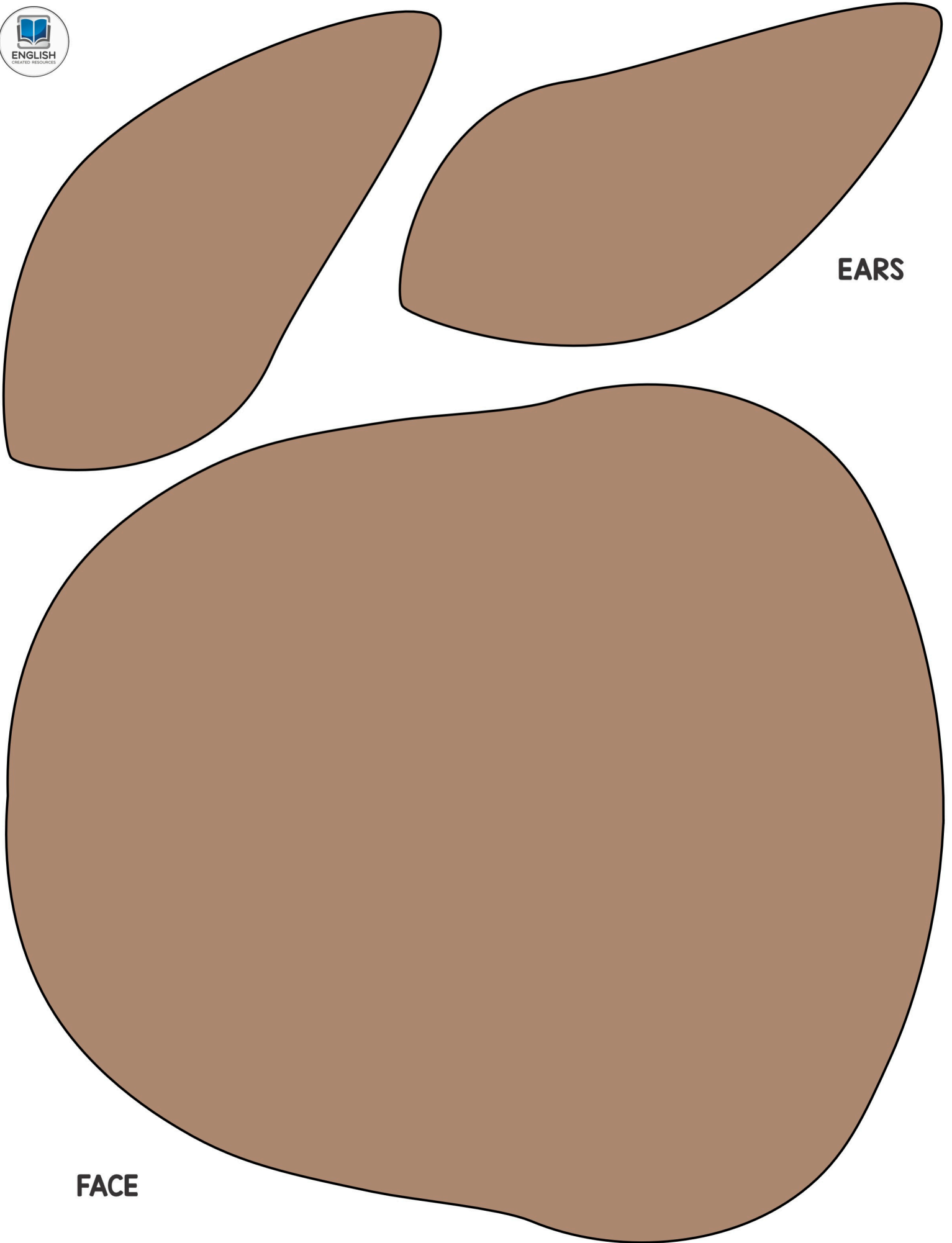
EYES

NOSE
red
paper



ANTLERS







EARS

FACE


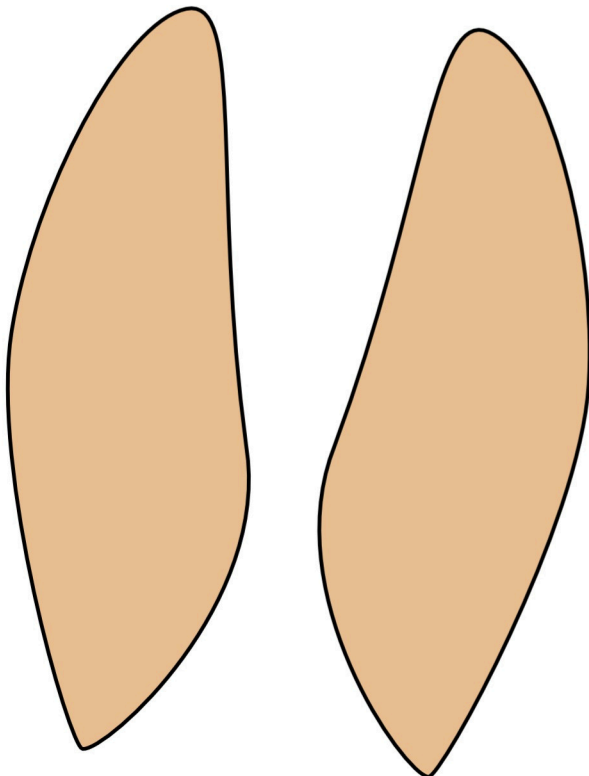
SNOUT



NOSE



INSIDE EARS



EYES



English Created Resources prides itself on providing everything a learner needs to improve the level of English.

Such materials are provided for free download to be available for learners around the world. You can find English ESL worksheets for home learning, online practice, distance learning and for English classes.

Our Website helps you to give your child a boost using our free printables. You will be able to help your child with his grammar skills with our printables that focus on using punctuation, reading and writing. Such worksheets are a useful learning tool for kids who are trying to read, write or want to practice their English language skills at home.

Designed by English Created Resources



Beni Suef, Egypt



copyrightsupport@createdres.com



createdres.com

www.nortechplus.com

For more FREE materials follow us on:



<https://facebook.com/createdres>



<https://twitter.com/createdres>



<https://www.pinterest.com/createdres>



<https://t.me/freebooks4all>



<https://www.instagram.com/createdres>



<https://vk.com/createdres>

