


Reading Comprehension



BACK
TO
SCHOOL!





© Copyright English Created Resources. All rights reserved.

This printable was created for you to use at home or with students in a classroom setting.

YOU MAY

- Download to your computer.
- Use this file for personal use at home.
- Use in your classroom.
- Print as many copies as you would like for personal and classroom use only.

YOU MAY NOT

- Extract or edit this printable.
- Share this PDF on Whatsapp, Facebook, Telegram, personal blog/website or by any other means without prior permission of the publisher.
- Upload the images onto your Facebook page or group without giving credit to **English Created Resources and sharing its website link.**
- Store or sell them on any website.
- Claim them as your own.
- **PRINT, SELL OR DISTRIBUTE THEM TO OTHERS.**

Clipart and elements found in this PDF are copyrighted and cannot be extracted or used outside of this file without permission or license.

For more FREE materials follow us on:

 <https://facebook.com/createdres>

 <https://t.me/freebooks4all>

 <https://twitter.com/createdres>

 <https://vk.com/createdres>

 <https://www.pinterest.com/createdres>

 <https://www.instagram.com/createdres>

 <https://www.threads.net/@createdres>


Thank you for your download!



The First Day

Emma puts on her new backpack.

She walks to school with her mom. Emma sees her new classroom. She meets her teacher and new friends.



Answer the questions :

1 - Who does Emma walk with to school?

-----.

2 - What does Emma see at school?

-----.

3 - Does Emma meet new friends?

-----.



New Shoes

**Jack wears his new
red shoes.**

**He runs fast in the
playground.**

**His teacher says, "Nice
shoes!"**

**Jack smiles and says
thank you.**



Answer the questions :

1 - What color are Jack's shoes?

2 - Where does Jack run?

3 - What does the teacher say?




The School Bus

Lily gets on the yellow
school bus.

She sits with her
friend Ben.

They sing songs and
laugh.

The bus stops at
school.



Answer the questions :

1 - What color is the school bus?

2 - Who sits with Lily?

3 - Where does the bus stop?

My Desk

**Tom finds his
desk in class.**

**It has his name
on it.**

**He puts his books
inside.**

Tom feels happy.



Answer the questions:

1 - What color is the school bus?

2 - Who sits with Lily?

3 - Where does the bus stop?

The Teacher

Miss Rose is kind
and smart.
She teaches
reading and math.
The kids like her
stories.
She smiles all day.



Answer the questions:

1 - What is the teacher's name?

2 - What does she teach?

3 - Do the kids like her?

Lunchtime

**The bell rings for
lunch.**

**Anna opens her
lunchbox.**



**She has a sandwich
and an apple.**

**She eats with her
friends.**

Answer the questions :

1 - What does Anna open?

2 - What does she eat?

3 - Who eats with her?

Art Class

The students use
paint and paper.
They draw trees and
animals.
Their teacher hangs
the art on the wall.
The class is full of
colors.



Answer the questions:

1 - What do the students use?

2 - What do they draw?

3 - Where is the art put?

Show and Tell

**Sam brings a toy car
to class.**

**He tells the class
about it.**

**Everyone listens to
him.**

They clap at the end.



Answer the questions :

1 - What does Sam bring?

2 - What does he do with it?

3 - What do the kids do?



Library Time

**The class walks to
the library.**

**They sit and read
books.**

**Jack picks a book
about cats.**

Reading is fun!



Answer the questions:

1 - Where does the class go?

2 - What do they do there?

3 - What book does Jack pick?



A New Friend

**Ben sees a boy sitting
alone.**

**Ben says, "Do you
want to play?"**

**The boy smiles and
joins the game.**

They are friends now.



Answer the questions:

1 - Who does Ben see?

2 - What does Ben ask?

3 - Are they friends at the end?



English Created Resources prides itself on providing everything a learner needs to improve the level of English.

Such materials are provided for free download to be available for learners around the world. You can find English ESL worksheets for home learning, online practice, distance learning and for English classes.

Our Website helps you to give your child a boost using our free printables. You will be able to help your child with his grammar skills with our printables that focus on using punctuation, reading and writing. Such worksheets are a useful learning tool for kids who are trying to read, write or want to practice their English language skills at home.

Designed by English Created Resources



Beni Suef, Egypt



copyrightsupport@createdres.com



createdres.com

www.nortechplus.com

For more FREE materials follow us on:



<https://facebook.com/createdres>



<https://twitter.com/createdres>



<https://www.pinterest.com/createdres>



<https://t.me/freebooks4all>



<https://www.instagram.com/createdres>



<https://vk.com/createdres>

