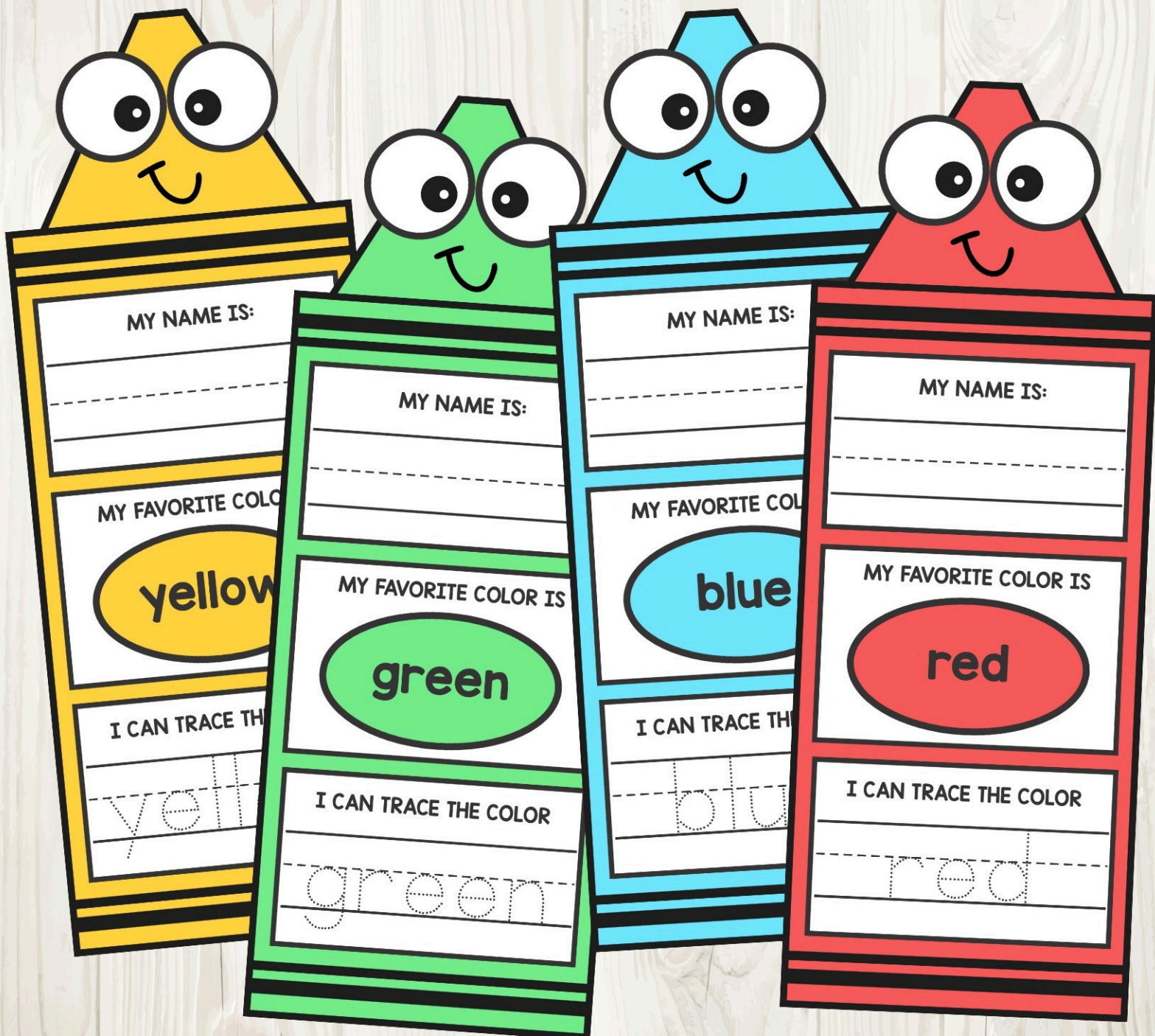


# FAVORITE COLOR CRAYON CRAFT ACTIVITY





© Copyright English Created Resources. All rights reserved.

This printable was created for you to use at home or with students in a classroom setting.

#### **YOU MAY**

- Download to your computer.
- Use this file for personal use at home.
- Use in your classroom.
- Print as many copies as you would like for personal and classroom use only.

#### **YOU MAY NOT**

- Extract or edit this printable.
- Share this PDF on Whatsapp, Facebook, Telegram, personal blog/website or by any other means without prior permission of the publisher.
- Upload the images onto your Facebook page or group without giving credit to **English Created Resources and sharing its website link.**
- Store or sell them on any website.
- Claim them as your own.
- **PRINT, SELL OR DISTRIBUTE THEM TO OTHERS.**

**Clipart and elements found in this PDF are copyrighted and cannot be extracted or used outside of this file without permission or license.**

**For more FREE materials follow us on:**

 <https://facebook.com/createdres>

 <https://t.me/freebooks4all>

 <https://twitter.com/createdres>

 <https://vk.com/createdres>

 <https://www.pinterest.com/createdres>

 <https://www.instagram.com/createdres>

 <https://www.threads.net/@createdres>

***Thank you for your download!***


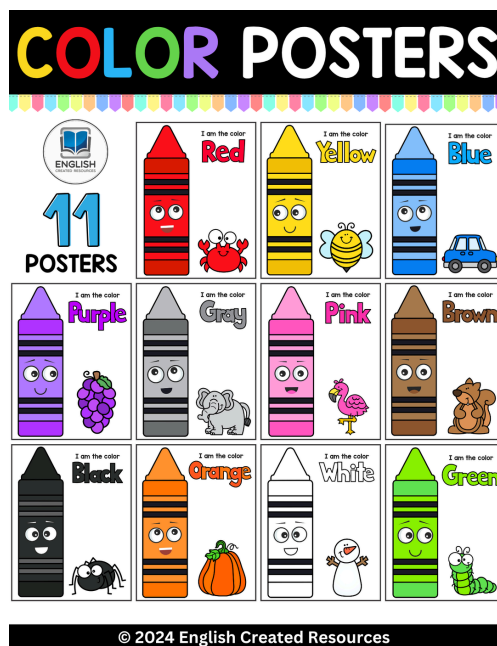
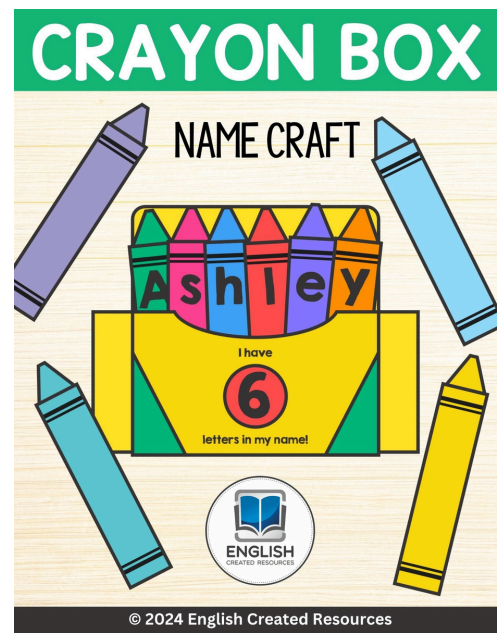
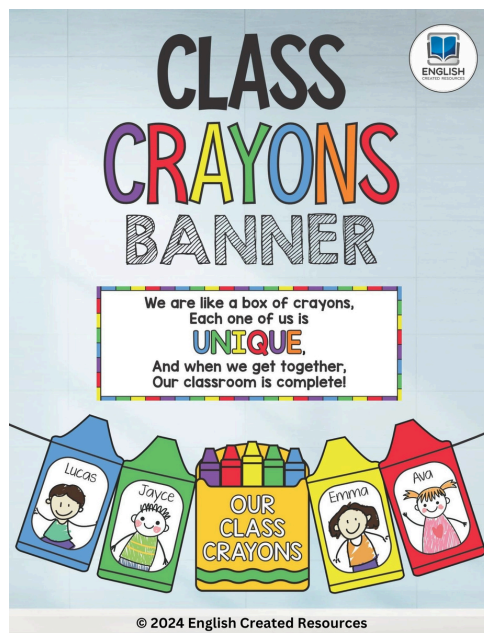
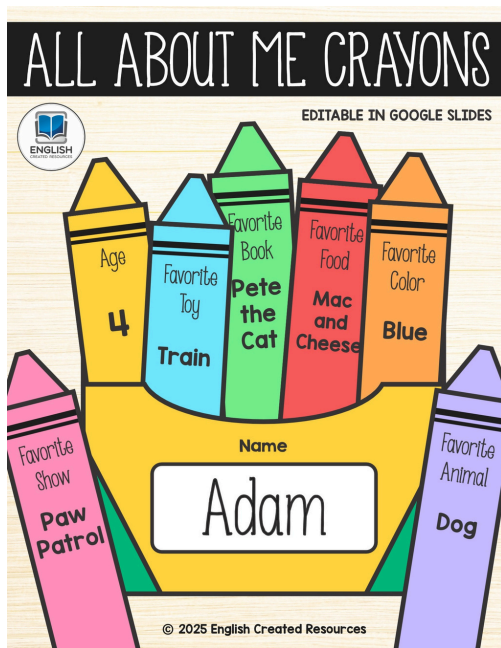

Thank you to the amazing Graphic Artist that helped us to create these materials.



Follow Activity Boosters on  
Teachers Pay Teachers and Facebook  
for more great materials :)

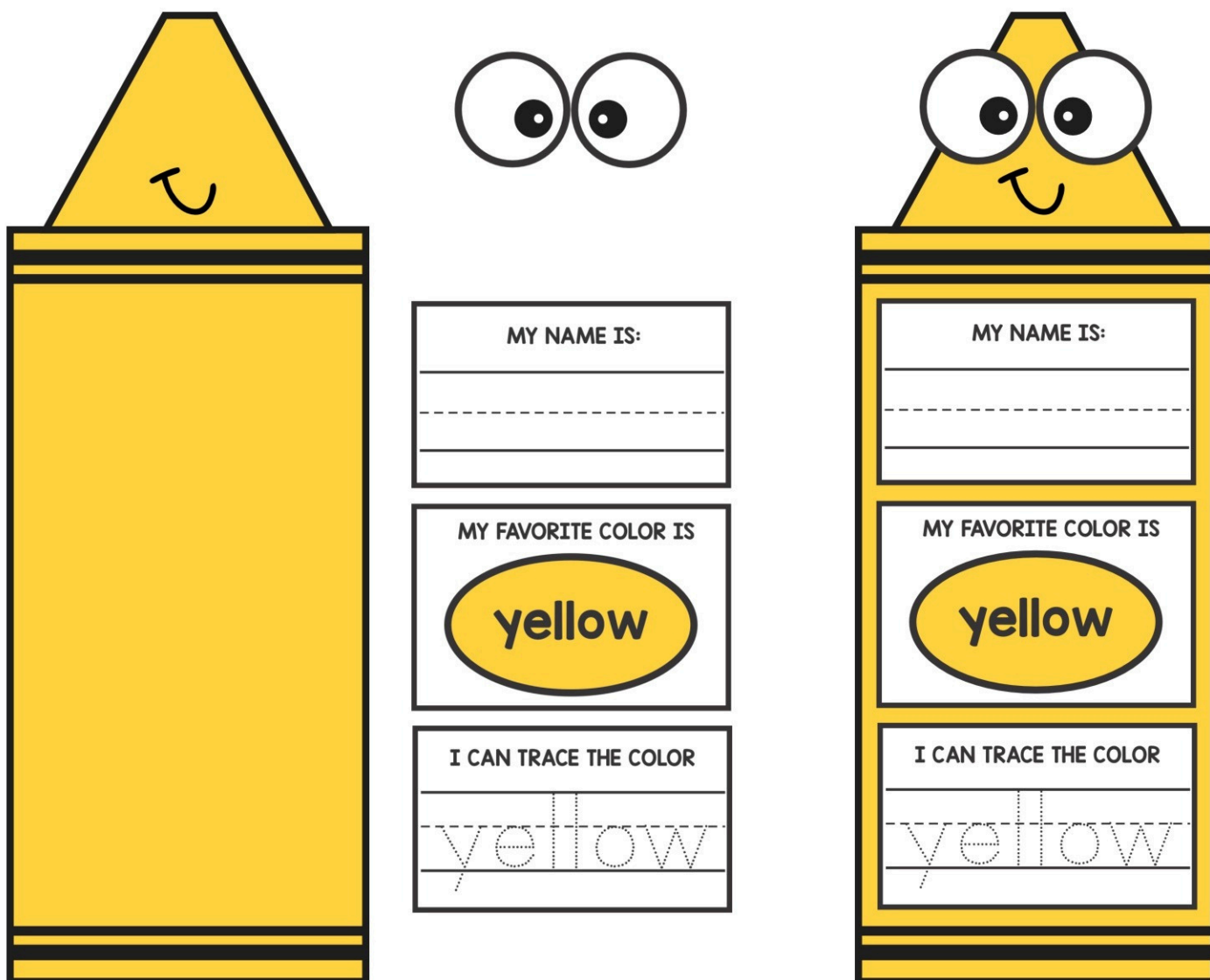




Check out our other FREE crayon files by clicking on the images below:





- Print the template on paper or cardboard
  - Color and cut out the crayon
  - Write your name, color the oval with the crayon name, then trace the color name
  - Cut out all the parts and attach them to the crayon
- 
- You can also print the crayon template on colored paper





MY NAME IS:

---

---



---

MY FAVORITE COLOR IS

**yellow**

I CAN TRACE THE COLOR

yellow



MY NAME IS:

---

---

---



MY FAVORITE COLOR IS

green

I CAN TRACE THE COLOR

green





MY NAME IS:

---

---



---

MY FAVORITE COLOR IS



I CAN TRACE THE COLOR





MY NAME IS:

---

---



---

MY FAVORITE COLOR IS

blue

I CAN TRACE THE COLOR

blue



MY NAME IS:

---

---

---



MY FAVORITE COLOR IS

orange

I CAN TRACE THE COLOR

orange





MY NAME IS:

---

---



---

MY FAVORITE COLOR IS

pink

I CAN TRACE THE COLOR

pink



MY NAME IS:

---

---



---

MY FAVORITE COLOR IS

purple

I CAN TRACE THE COLOR

purple



MY NAME IS:

---

---

---



MY FAVORITE COLOR IS

**black**

I CAN TRACE THE COLOR

black





MY NAME IS:

---

---



---

MY FAVORITE COLOR IS

**brown**

I CAN TRACE THE COLOR

brown



MY NAME IS:

---

---



---

MY FAVORITE COLOR IS

gray

I CAN TRACE THE COLOR

gray



MY NAME IS:

---

---

---



MY FAVORITE COLOR IS

**white**

I CAN TRACE THE COLOR

white





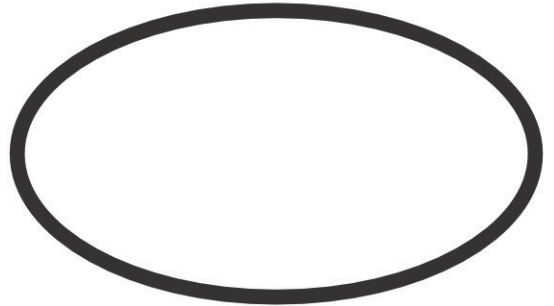
**MY NAME IS:**

---

---

---

**MY FAVORITE COLOR IS**



**I CAN WRITE THE COLOR**

---



---

---



U

U



MY NAME IS:

MY NAME IS:

MY FAVORITE COLOR IS

yellow

MY FAVORITE COLOR IS


yellow

I CAN TRACE THE COLOR

yellow

I CAN TRACE THE COLOR

yellow




MY NAME IS:

---

---

---



MY NAME IS:

---

---

---

MY FAVORITE COLOR IS

**green**

MY FAVORITE COLOR IS


**green**

I CAN TRACE THE COLOR

green

I CAN TRACE THE COLOR

green




MY NAME IS:

---

---

---



MY NAME IS:

---

---

---

MY FAVORITE COLOR IS

red

MY FAVORITE COLOR IS

red


I CAN TRACE THE COLOR

red

I CAN TRACE THE COLOR

red






MY NAME IS:

---

---

---



MY NAME IS:

---

---

---

MY FAVORITE COLOR IS

**blue**

MY FAVORITE COLOR IS



**blue**

I CAN TRACE THE COLOR

blue

I CAN TRACE THE COLOR

blue



MY NAME IS:

MY NAME IS:

MY FAVORITE COLOR IS

orange

MY FAVORITE COLOR IS


orange

I CAN TRACE THE COLOR

orange

I CAN TRACE THE COLOR

orange




MY NAME IS:

---

---

---



MY NAME IS:

---

---

---

MY FAVORITE COLOR IS

pink

MY FAVORITE COLOR IS



pink

I CAN TRACE THE COLOR

pink

I CAN TRACE THE COLOR

pink



MY NAME IS:

MY NAME IS:

MY FAVORITE COLOR IS

purple

MY FAVORITE COLOR IS


purple

I CAN TRACE THE COLOR

purple

I CAN TRACE THE COLOR

purple




MY NAME IS:

---

---

---



MY NAME IS:

---

---

---

MY FAVORITE COLOR IS

**black**

MY FAVORITE COLOR IS

**black**


I CAN TRACE THE COLOR

black

I CAN TRACE THE COLOR

black






MY NAME IS:

---

---

---



MY NAME IS:

---

---

---

MY FAVORITE COLOR IS

**brown**

MY FAVORITE COLOR IS


**brown**

I CAN TRACE THE COLOR

brown

I CAN TRACE THE COLOR

brown




MY NAME IS:

---

---

---



MY NAME IS:

---

---

---

MY FAVORITE COLOR IS

gray

MY FAVORITE COLOR IS



gray

I CAN TRACE THE COLOR

gray

I CAN TRACE THE COLOR

gray



MY NAME IS:

MY NAME IS:

MY FAVORITE COLOR IS

**white**

MY FAVORITE COLOR IS


**white**

I CAN TRACE THE COLOR

white

I CAN TRACE THE COLOR

white




**MY NAME IS:**

---

---

---




**MY NAME IS:**

---


---

---

**MY FAVORITE COLOR IS**



**MY FAVORITE COLOR IS**



**I CAN WRITE THE COLOR**

---

---

---

**I CAN WRITE THE COLOR**

---

---

---



English Created Resources prides itself on providing everything a learner needs to improve the level of English.

Such materials are provided for free download to be available for learners around the world. You can find English ESL worksheets for home learning, online practice, distance learning and for English classes.

Our Website helps you to give your child a boost using our free printables. You will be able to help your child with his grammar skills with our printables that focus on using punctuation, reading and writing. Such worksheets are a useful learning tool for kids who are trying to read, write or want to practice their English language skills at home.

## Designed by English Created Resources



**Beni Suef, Egypt**



**copyrightsupport@createdres.com**



**[createdres.com](https://createdres.com)**

**[www.nortechplus.com](https://www.nortechplus.com)**

**For more FREE materials follow us on:**



**<https://facebook.com/createdres>**



**<https://twitter.com/createdres>**



**<https://www.pinterest.com/createdres>**



**<https://t.me/freebooks4all>**



**<https://www.instagram.com/createdres>**



**<https://vk.com/createdres>**

