

# April



## PRESCHOOL & PRE-K WORKBOOK





© Copyright English Created Resources. All rights reserved.

This printable was created for you to use at home or with students in a classroom setting.

#### **YOU MAY**

- Download to your computer.
- Use this file for personal use at home.
- Use in your classroom.
- Print as many copies as you would like for personal and classroom use only.

#### **YOU MAY NOT**

- Extract or edit this printable.
- Share this PDF on Whatsapp, Facebook, Telegram, personal blog/website or by any other means without prior permission of the publisher.
- Upload the images onto your Facebook page or group without giving credit to **English Created Resources and sharing its website link.**
- Store or sell them on any website.
- Claim them as your own.
- **PRINT, SELL OR DISTRIBUTE THEM TO OTHERS.**

**Clipart and elements found in this PDF are copyrighted and cannot be extracted or used outside of this file without permission or license.**

**For more FREE materials follow us on:**

 <https://facebook.com/createdres>

 <https://t.me/freebooks4all>

 <https://twitter.com/createdres>

 <https://vk.com/createdres>

 <https://www.pinterest.com/createdres>


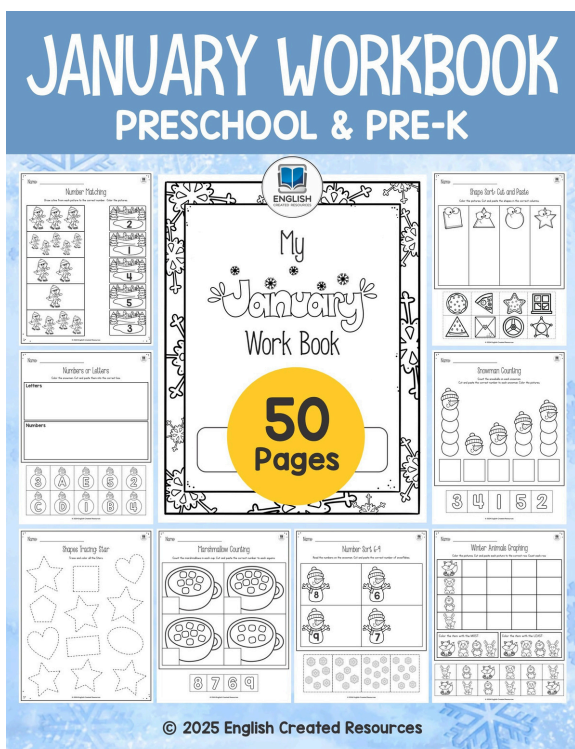

 <https://www.instagram.com/createdres>


 <https://www.threads.net/@createdres>

***Thank you for your download!***



Grab our other workbooks  
by clicking on the images below:





# Work Book

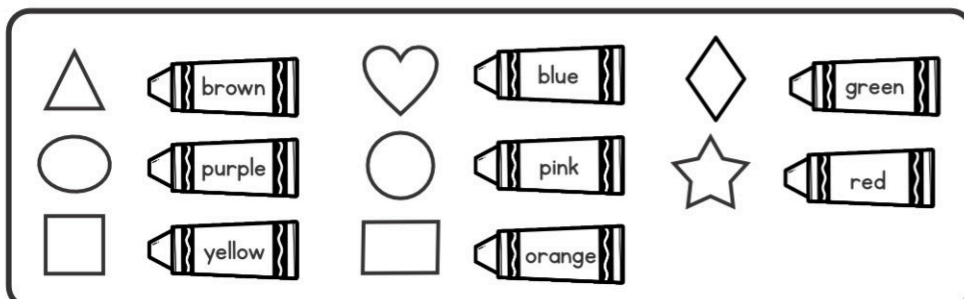








This Book Belongs to



Name: \_\_\_\_\_

# Colors and Shapes

Use the color code to color the shapes.

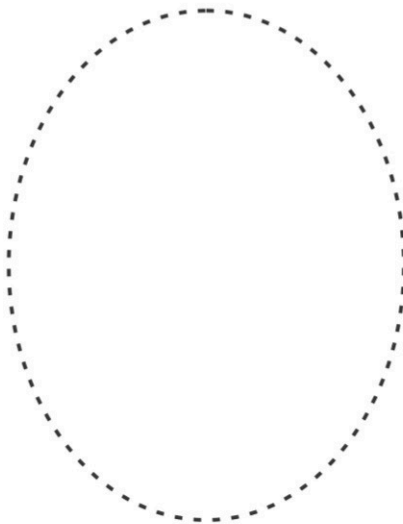
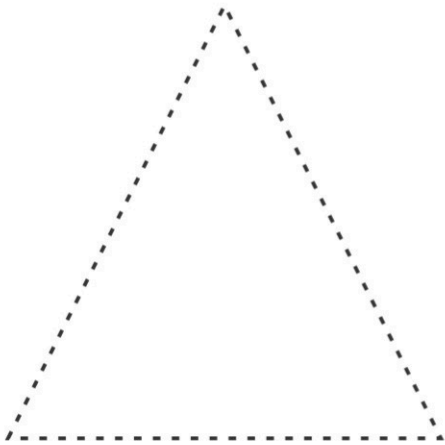
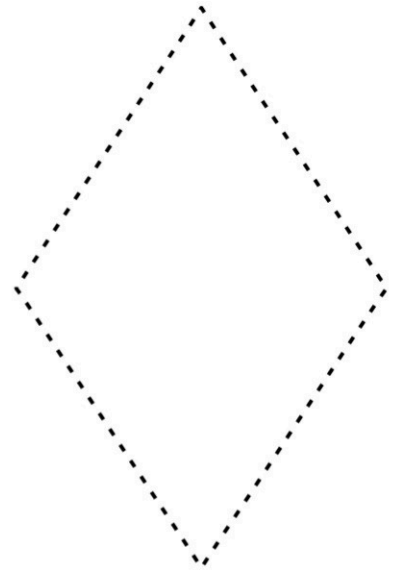
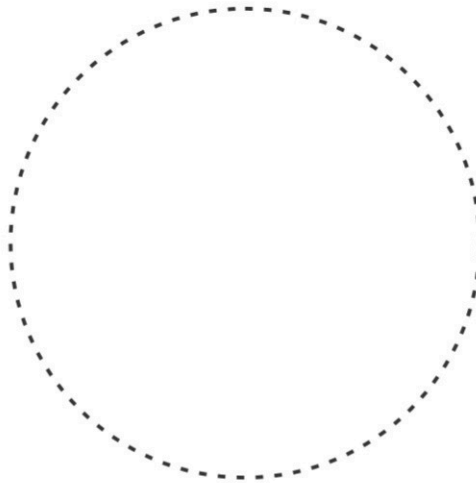



Name: \_\_\_\_\_



# Shape Tracing

Trace and color all of the shapes.













Name: \_\_\_\_\_

# Easter Eggs Number Sort

Count the eggs. Cut and paste the correct number in each box.

<div data-bbox="87 430 350 653"></div> <div data-bbox="87 453 784 989"></div>	<div data-bbox="829 430 1092 653"></div> <div data-bbox="829 453 1526 989"></div>
<div data-bbox="87 1020 350 1243"></div> <div data-bbox="87 1043 784 1579"></div>	<div data-bbox="829 1020 1092 1243"></div> <div data-bbox="829 1043 1526 1579"></div>


3	5	6	4
---	---	---	---

Name: \_\_\_\_\_

# Tulips: Order by Size

Cut out the tulips and paste them in order from shortest to tallest.

--	--	--	--







Name: \_\_\_\_\_

# Easter Bunny Number Order


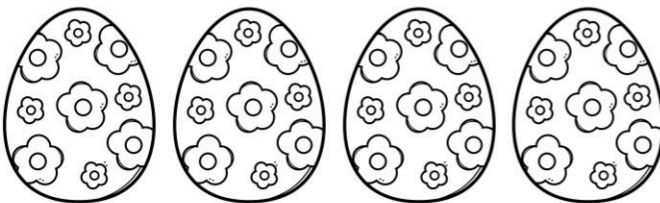
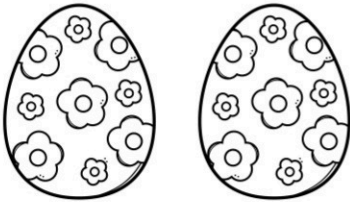



Color the pictures. Cut and paste the eggs in the correct order.



Name: \_\_\_\_\_

# Eggs Number Matchnig

Count the eggs in each row. Draw a line to the correct number. Color the pictures.






Name: \_\_\_\_\_

# Big or Small?








Color the Smallest picture in each row.



Name: \_\_\_\_\_

# Same or Different?

Color the picture that is DIFFERENT in each row.















Name: \_\_\_\_\_



# Counting Carrots

Count the carrots in each box. Cut and paste the correct number. Color the pictures.

7

10

5

9

8

6









Name: \_\_\_\_\_



# Counting Easter Eggs

Count the eggs in each basket. Cut and paste the correct number to each box. Color the pictures.



5

7

3

6

4


2

Name: \_\_\_\_\_




# Handwriting Practice

Trace the words. Color the pictures.




egg



chick



basket




bunny


Name: \_\_\_\_\_

# Carrot Counting


Circle the correct number. Color the pictures.




9  
5  
7




8  
9  
7




6  
8  
10



5  
4  
6



4  
7  
6









8  
9  
7

Name: \_\_\_\_\_



# Colors: Easter Eggs

Color each Easter egg the correct color.











Name: \_\_\_\_\_

# Counting Dots on Eggs

Count the dots on each egg.

Cut and paste the correct number to each box. Color the pictures.

 <div style="border: 1px solid black; width: 100px; height: 100px; margin-top: 10px;"></div>	 <div style="border: 1px solid black; width: 100px; height: 100px; margin-top: 10px;"></div>	 <div style="border: 1px solid black; width: 100px; height: 100px; margin-top: 10px;"></div>
 <div style="border: 1px solid black; width: 100px; height: 100px; margin-top: 10px;"></div>	 <div style="border: 1px solid black; width: 100px; height: 100px; margin-top: 10px;"></div>	 <div style="border: 1px solid black; width: 100px; height: 100px; margin-top: 10px;"></div>
















7	10	5	9	6	8
---	----	---	---	---	---

Name: \_\_\_\_\_



# Which is more?






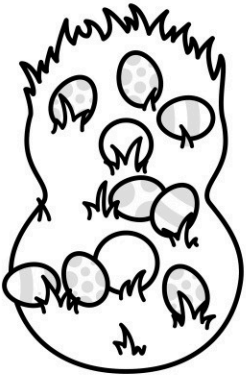

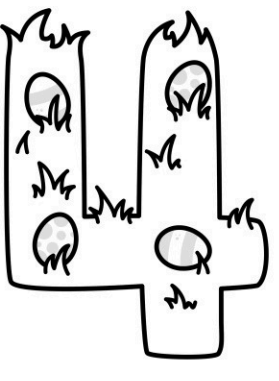
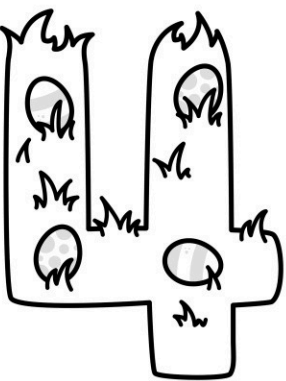

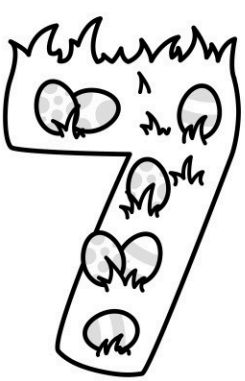


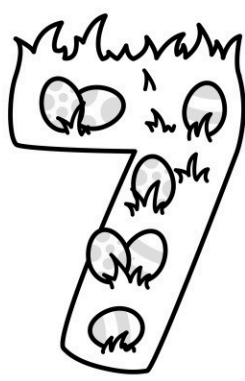

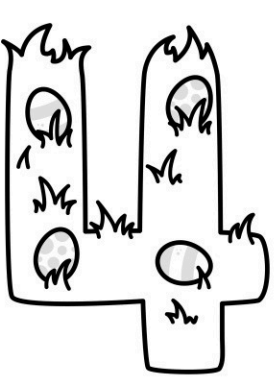
Color the picture in each box with the biggest number.



Name: \_\_\_\_\_

# Which is less?

Color the picture in each box with the smallest number.

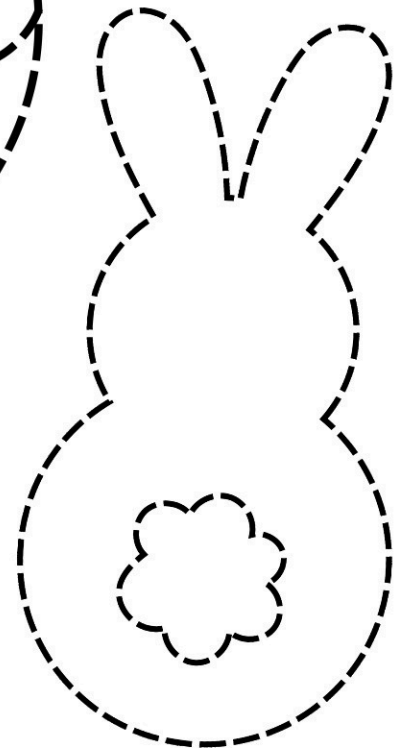

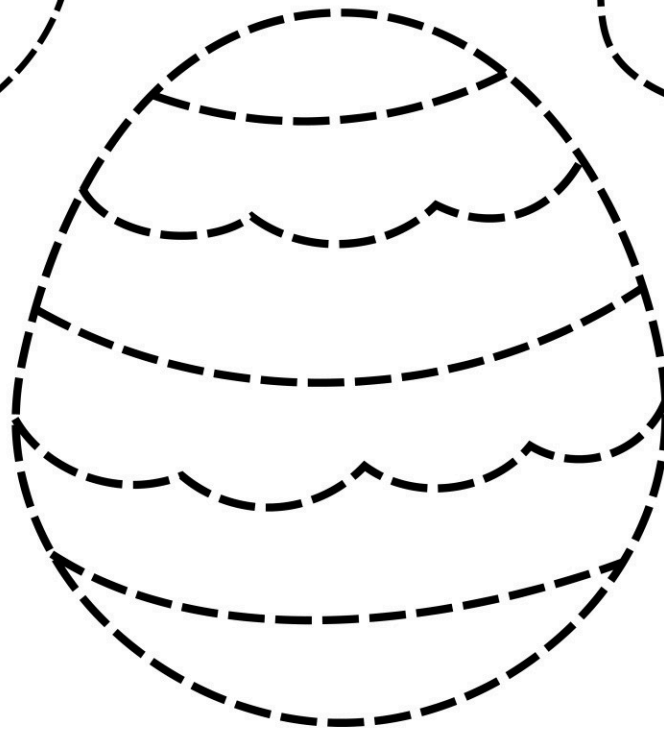

	
	
	
	
	
	
	
	

Name: \_\_\_\_\_



# Tracing Practice

Trace and color the pictures.

























Name: \_\_\_\_\_



# ABC Order: Easter Eggs

Write the correct lowercase letters that come before and after.

a b c d e f g h i j k l m n o p q r s t u v w x y z



Name: \_\_\_\_\_







# Letters or Numbers

Color the carrots. Cut and paste them in the correct box.



**Letters**

**Numbers**



Name: \_\_\_\_\_



# Counting Eggs: 6-10

Trace the number and color the correct number of eggs in each box.

8

10

9

6

5





7




Name: \_\_\_\_\_

# Easter Graphing


Color the pictures. Cut and paste each picture to the correct row. Count each row.













				
				
				
				

Color the item with the MOST:



Color the item with the LEAST:



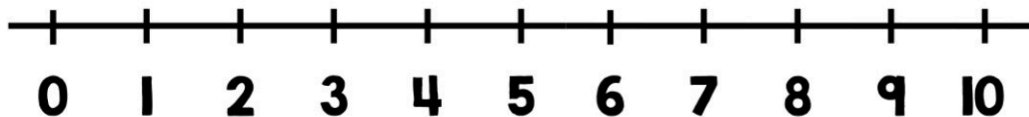


Name: \_\_\_\_\_



# Numbers: Before and After

Cut and paste the numbers that come before and after each number.



		
--	---	--

		
--	--	--

		
--	---	--

		
--	---	--

6

10

5

8

1

3

8






3

Name: \_\_\_\_\_



# Carrot Letter Matching


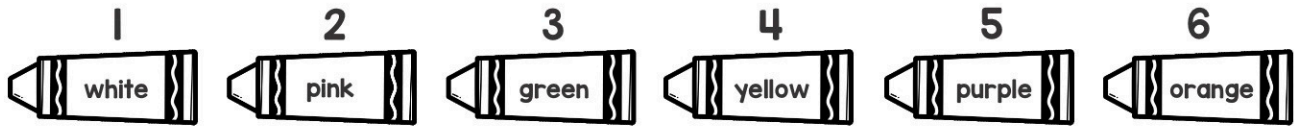
Cut and paste the lowercase letters to the correct boxes.



Name: \_\_\_\_\_

# Color by Number 1-6

Use the color code to color the picture.




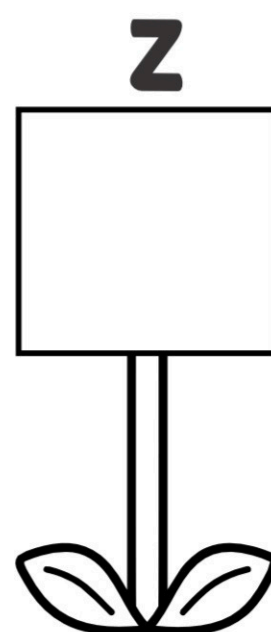
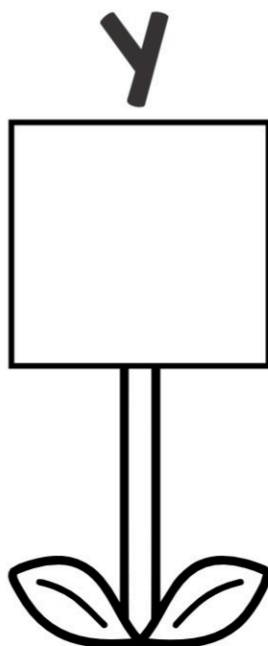
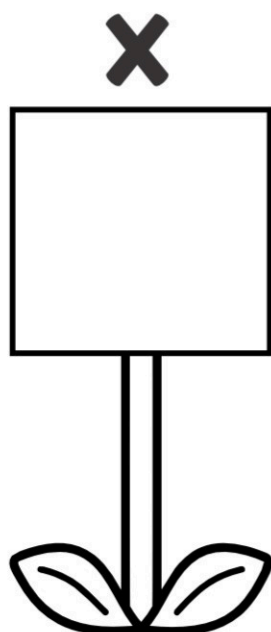
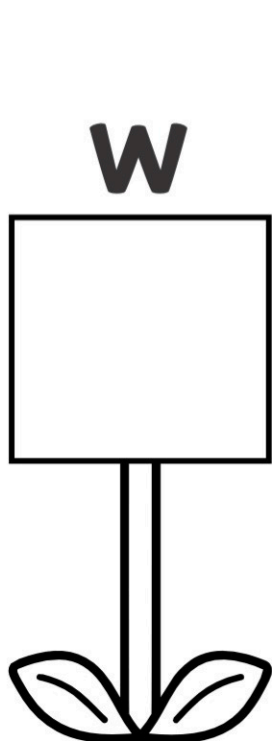
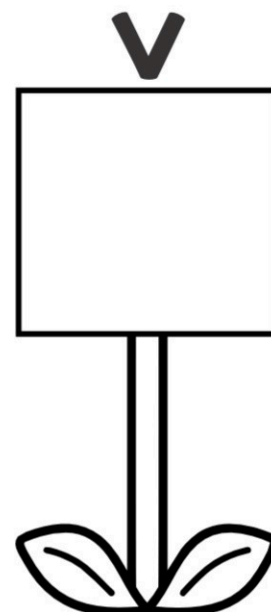
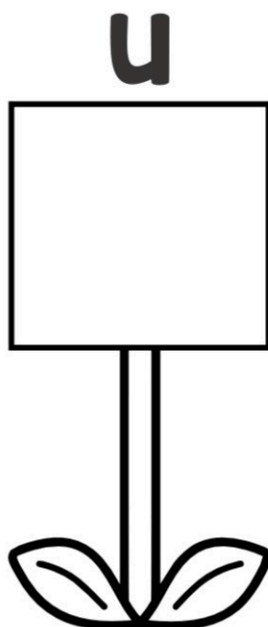
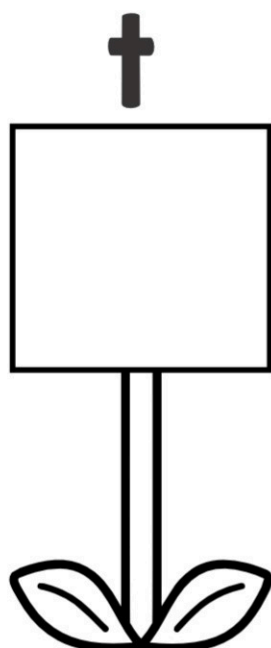
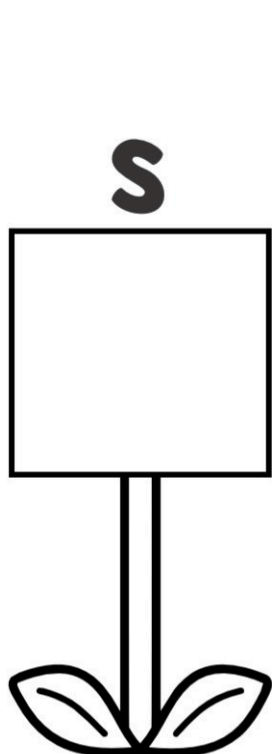


Name: \_\_\_\_\_



# Tulip Letter Matching

Color the tulips. Cut and paste the tulips by matching the letters.






























Name: \_\_\_\_\_



# Bunny Counting


Color the correct number of bunnies in each row.

5					
1					
3					
2					
4					

Name: \_\_\_\_\_

# Jellybean Counting


Color the jar with the most jellybeans in each box.



Name: \_\_\_\_\_

# Label the Bunny

Color the picture. Cut and paste the words to the correct box.






Nose	Mouth	Ear
Eye	Foot	Hand

Name: \_\_\_\_\_

# Bunny Maze

Help the Easter bunny find her basket with eggs.







Name: \_\_\_\_\_

# Sort by Size

Color the pictures. Cut out the pictures and arrange them in order by size.











<b>Small</b>	<b>Medium</b>	<b>Large</b>



Name: \_\_\_\_\_

# Number Match

Count the tally marks on each carrot and draw a line to the bunny with the correct number.



Name: \_\_\_\_\_


# Carrot Field: Color by Numbers and Letters

Use the color code to color the carrots.

Letters














Numbers



Name: \_\_\_\_\_

# Chick Number Tracing 10-20

Trace the number in each box. Color the pictures.




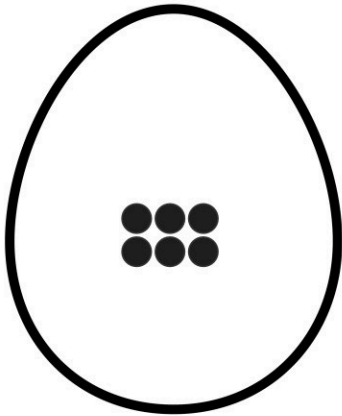
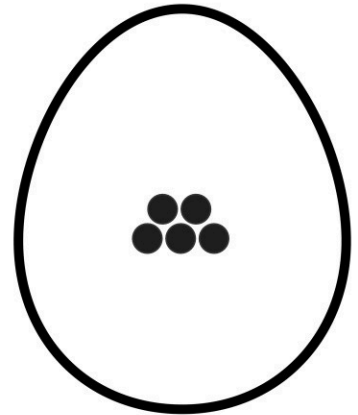
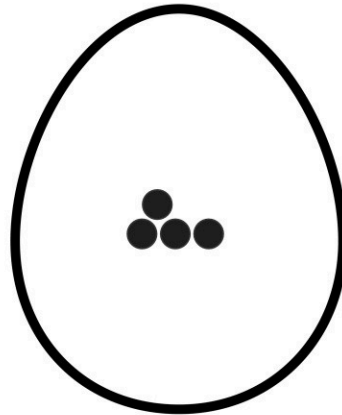
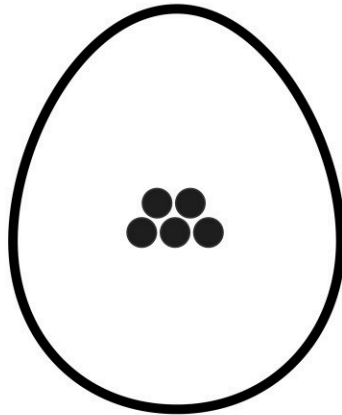


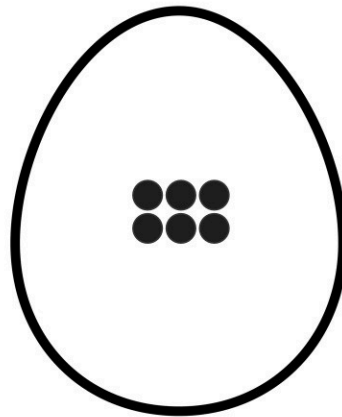
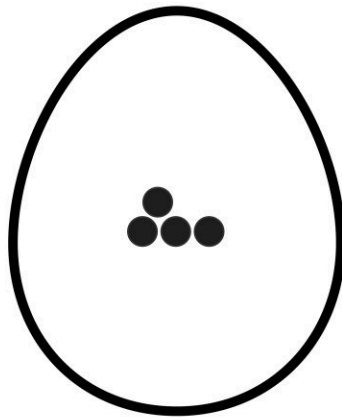


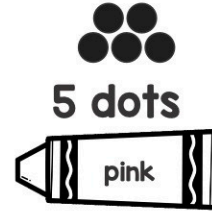

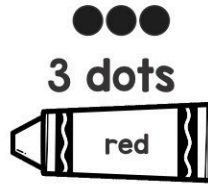
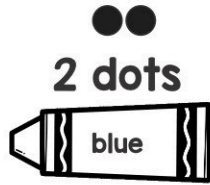
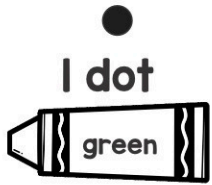




Name: \_\_\_\_\_

# Color by Dots 1-6








Roll a dice. Use the color code to color each egg.



Name: \_\_\_\_\_

# Find and Count

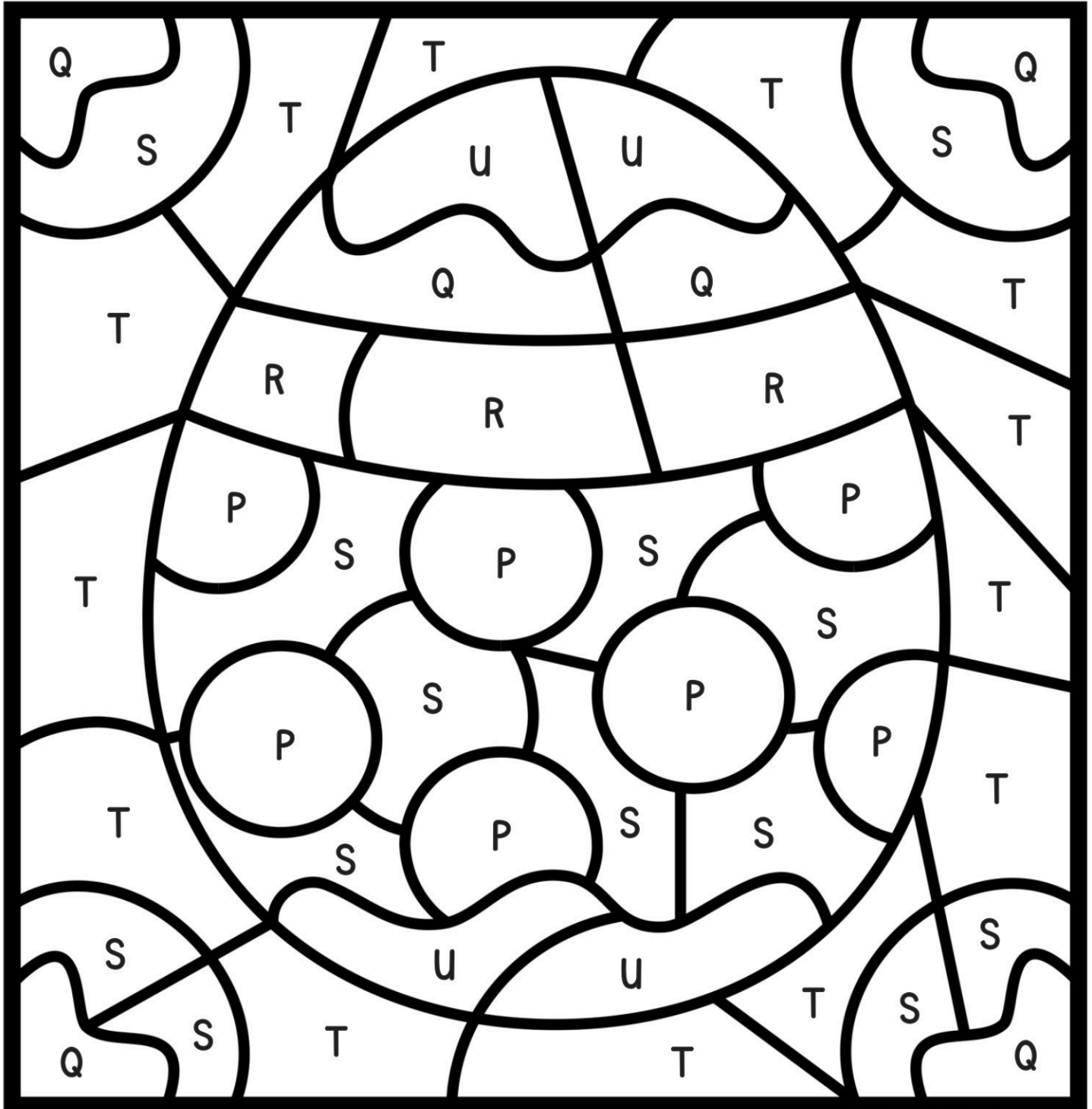
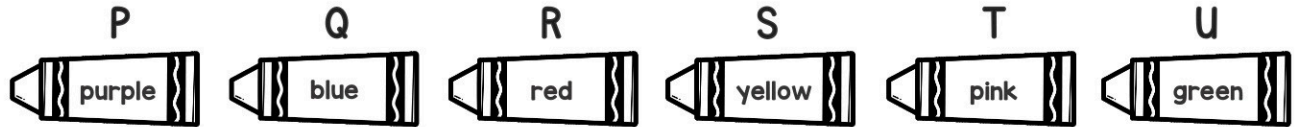
Choose a color for each item and color each one. Count how many you found and write in the boxes below.




Name: \_\_\_\_\_

# Color by Uppercase Letters

Use the color code to color the picture.



Use the color code to color the picture.














Name: \_\_\_\_\_

# Letter Matching

Cut and paste the matching uppercase letters.



U

R

X

S

Z

Q

P

V

O

Y

T


W

Name: \_\_\_\_\_



# Uppercase Letter Tracing

Trace the uppercase letters. Color the eggs.




Name: \_\_\_\_\_



# Lowercase Letter Tracing



















Trace the lowercase letters. Color the eggs.



Name: \_\_\_\_\_

# Letter Matching

Draw lines to match the letters. Color the pictures.






Name: \_\_\_\_\_



# Beginning Sounds


Fill in the circle with the beginning sound for each picture. Then color the pictures.



d

c

b



m

n


u



o

r


a



l

y

e



s

f


c



g

j

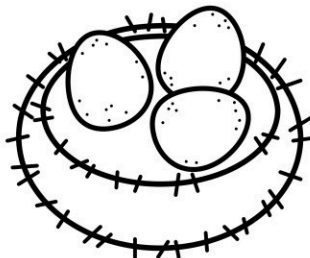
h



q

d


t



n

k

a



u

o

a

Name: \_\_\_\_\_















# Upper and Lowercase Letters

Use the color code to color the pictures

Lowercase  pink





















Uppercase  yellow







Name: \_\_\_\_\_

# Pattern Making

Color the pictures. Cut and paste the pictures to complete the pattern.

			
---	---	--	---



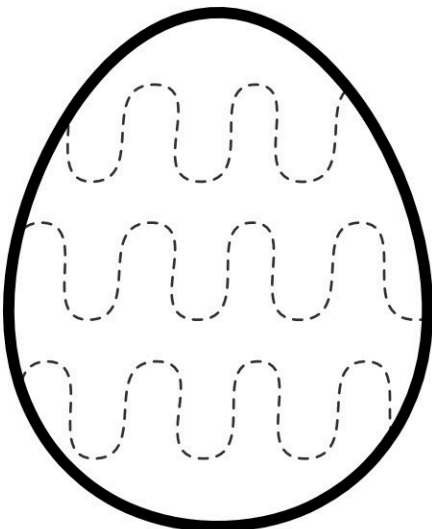

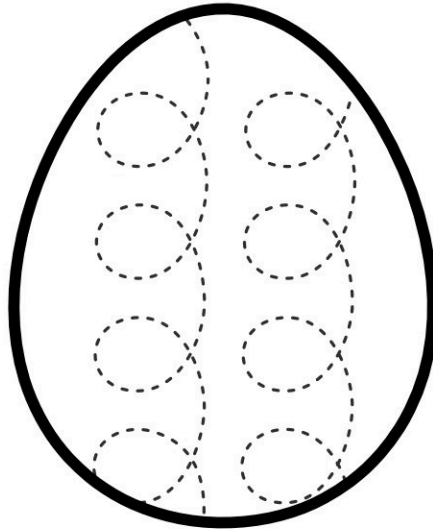
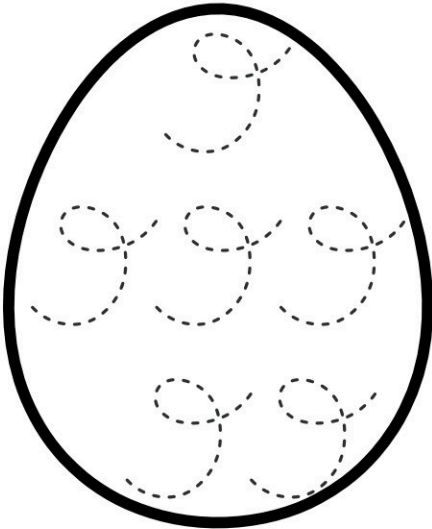
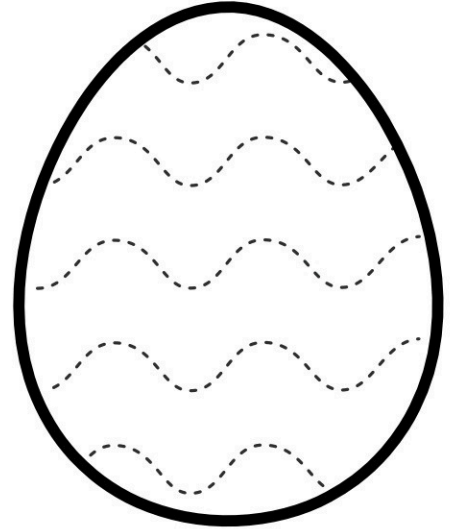
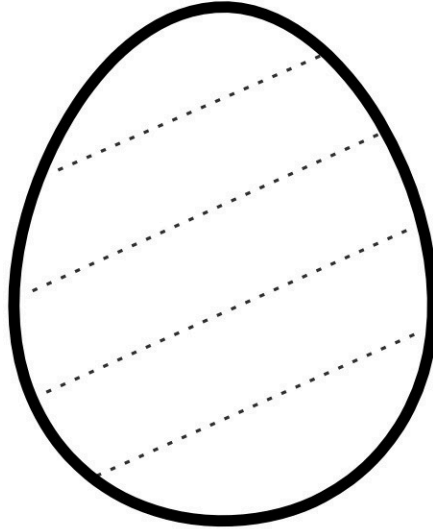



Name: \_\_\_\_\_



# Line Tracing Practice

Trace the lines and color the eggs.










Name: \_\_\_\_\_

# Shadow Matching

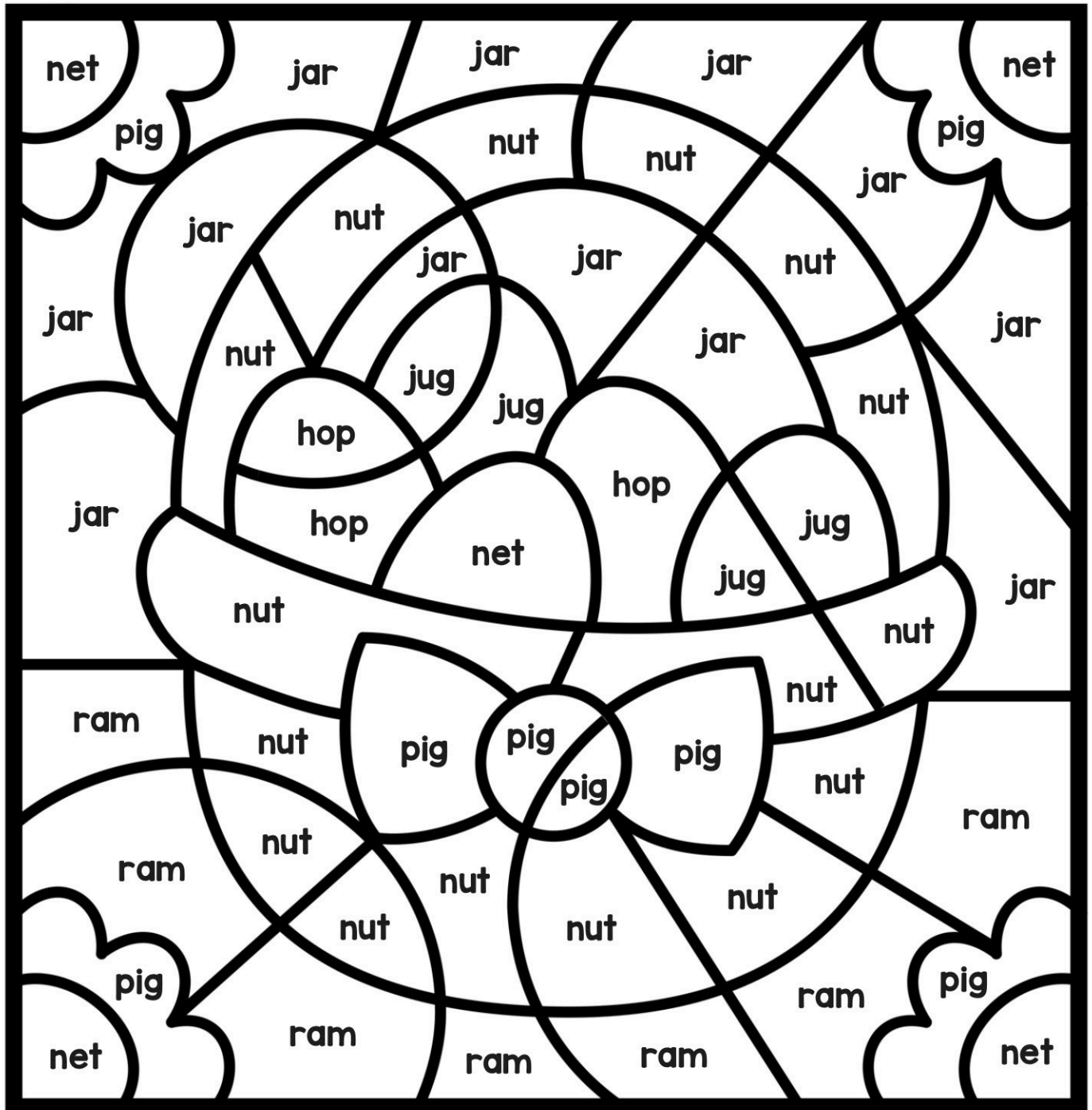

Match the pictures to the correct shadows.



Name: \_\_\_\_\_

# Color by CVC

Find the word and use the color code to finish the picture.



Name: \_\_\_\_\_

# Rhyming Words Match

Color the pictures. Cut and paste the pictures under the word that rhymes.

**rug**

**bun**

**zip**



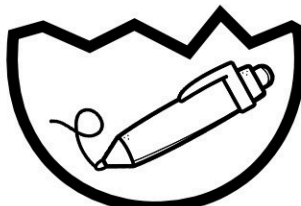

**bag**

**pin**

**pen**

**bar**

**dog**




Name: \_\_\_\_\_



# CVC Word Match

Draw a line from the picture to the correct word. Trace the words and color the pictures.



rib




mud



red



bat



run




Name: \_\_\_\_\_




# Sight Word Sort: Cut and Paste


Cut and paste the sight word into the correct box.




--	--



--	--



--	--



--	--

little

make

jump

look

little

make

jump

look

Name: \_\_\_\_\_

# Color by Sight Word

Use the sight word color code to color the eggs.

little









make



jump








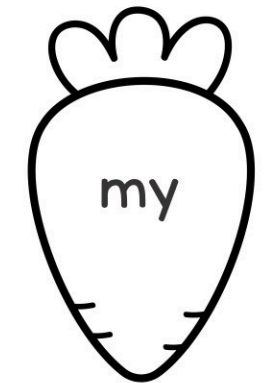





look



Name: \_\_\_\_\_

# Sight Word Find and Color

Color the pictures that matches the word in the first box.





English Created Resources prides itself on providing everything a learner needs to improve the level of English.

Such materials are provided for free download to be available for learners around the world. You can find English ESL worksheets for home learning, online practice, distance learning and for English classes.

Our Website helps you to give your child a boost using our free printables. You will be able to help your child with his grammar skills with our printables that focus on using punctuation, reading and writing. Such worksheets are a useful learning tool for kids who are trying to read, write or want to practice their English language skills at home.

## Designed by English Created Resources



**Beni Suef, Egypt**



**copyrightsupport@createdres.com**



**[createdres.com](https://createdres.com)**

**[www.nortechplus.com](https://www.nortechplus.com)**

**For more FREE materials follow us on:**



**<https://facebook.com/createdres>**



**<https://twitter.com/createdres>**



**<https://www.pinterest.com/createdres>**



**<https://t.me/freebooks4all>**



**<https://www.instagram.com/createdres>**



**<https://vk.com/createdres>**

