



Kindergarten

Reading Comprehension

Summer
Beginning Readers

SET 1





© Copyright English Created Resources. All rights reserved.

This printable was created for you to use at home or with students in a classroom setting.

YOU MAY

- Download to your computer.
- Use this file for personal use at home.
- Use in your classroom.
- Print as many copies as you would like for personal and classroom use only.

YOU MAY NOT

- Extract or edit this printable.
- Share this PDF on Whatsapp, Facebook, Telegram, personal blog/website or by any other means without prior permission of the publisher.
- Upload the images onto your Facebook page or group without giving credit to **English Created Resources and sharing its website link.**
- Store or sell them on any website.
- Claim them as your own.
- **PRINT, SELL OR DISTRIBUTE THEM TO OTHERS.**

Clipart and elements found in this PDF are copyrighted and cannot be extracted or used outside of this file without permission or license.

For more FREE materials follow us on:

 <https://facebook.com/createdres>

 <https://t.me/freebooks4all>

 <https://twitter.com/createdres>

 <https://vk.com/createdres>

 <https://www.pinterest.com/createdres>

 <https://www.instagram.com/createdres>


 <https://www.threads.net/@createdres>

Thank you for your download!



SET 1

MY READING COMPREHENSION SUMMER BOOK



This book belongs to:

Name:



Reading Comprehension

Directions: Read the text 3 times and color the stars.


I see a little bug. It is black and red.

The bug has six legs. It is on a leaf.

I love bugs.



1. Check the picture that matches the story.



2. The bug is

a. white and red

b. black and red

c. yellow and black

3. The bug is on a

a. log

b. flower

c. leaf

Name: _____

Reading Comprehension




Directions: Read the text 3 times and color the stars.

I like summer the best. I can go look for bugs. I can play at the park. I can go to the beach.



1. Put the events in order: Write 1, 2, or 3 in the box.



2. Write 3 things I can do in the summer?

1. _____

2. _____

3. _____

3. What season do I like best?

a. fall

b. summer

c. winter

Name:

Reading Comprehension






Directions: Read the text 3 times and color the stars.

I went to the beach. I made a
sandcastle. I found a seashell.
Then I saw a crab. I like the beach.



1. Put the events in order: Write 1, 2, or 3 in the box.

		
---	---	---

2. I went to the _____

- a. park
- b. supermarket
- c. beach

3. What did I make?

- a. a sandcastle
- b. a seashell
- c. a crab

Name: _____

Reading Comprehension



Directions: Read the text 3 times and color the stars.

I see Jen. She wears her yellow swimsuit.

She has her heart sunglasses on.

Jen is looking for seashells.



1. Check the picture that matches the story.



2. What color is Jen's swimsuit?

- a. yellow
- b. pink
- c. orange

3. What is she doing?

- a. making a sandcastle
- b. looking for seashells
- c. swimming

Name: _____

Reading Comprehension






Directions: Read the text 3 times and color the stars.

I will go to the beach today. I will get my swimsuit. I will get my beach ball.

I will get my towels.



1. Put the events in order: Write 1, 2, or 3 in the box.

<div data-bbox="119 1037 252 1176"></div> 	<div data-bbox="571 1037 703 1176"></div> 	<div data-bbox="1018 1037 1150 1176"></div> 
---	---	---

2. What will I bring to the beach?

1. _____

2. _____

3. _____

3. When am I going to the beach?

a. yesterday

b. tomorrow

c. today

Name:

Reading Comprehension




Directions: Read the text 3 times and color the stars.

Mark likes to play in the sand. He will make a sandcastle. He dug a hole and found a crab.



1. Check the picture that matches the story.



2. What will Mark make?

- a. a seashell
- b. a sandcastle
- c. a cake

3. What did he find?

- a. a fish
- b. a bucket
- c. a crab

Name: _____



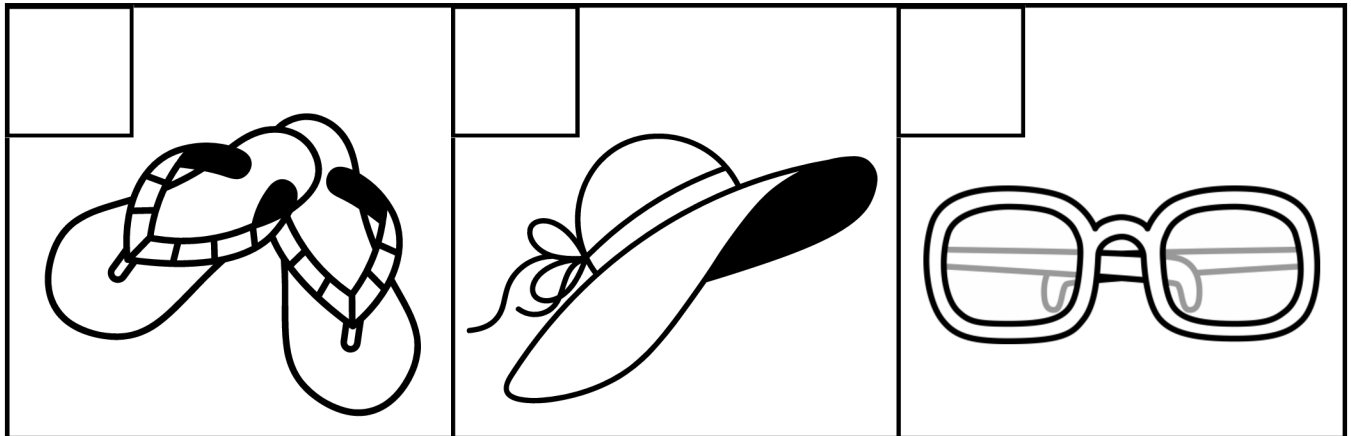
Reading Comprehension

Directions: Read the text 3 times and color the stars.

Kelly has new sunglasses.
The sunglasses are little and yellow.
Her mom bought them.
Kelly loves her new sunglasses.



1. Check the picture that matches the story.



2. What does Kelly have?

- a. sunglasses
- b. sandals
- c. hat

3. The sunglasses are

_____ and

Name: _____

Reading Comprehension




Directions: Read the text 3 times and color the stars.

Tommy is playing in the sand. He has a shovel and a bucket. He is making a sandcastle. The sandcastle is so big!



1. Check the picture that matches the story.



2. What does Tommy have?

1. _____

2. _____

3. What is he making?

a. a house

b. a sandcastle

c. a boat

Name: _____




Reading Comprehension

Directions: Read the text 3 times and color the stars.

I see a raccoon behind the log.
The raccoon is big and gray. The raccoon
likes to play. He is a funny raccoon!



1. Check the picture that matches the story.



2. Where is the raccoon?

1. on the log

2. under the log

3. behind the log

3. The raccoon is

_____ and

_____.

Name:

Reading Comprehension




Directions: Read the text 3 times and color the stars.

I see a bear. It has huge legs.
It is by the tent. The bear is very big.
It wants our food.



1. Check the picture that matches the story.



2. Where is the bear?

- a. by the tent
- b. by the log
- c. by the tree

3. What does the bear want?

- a. fish
- b. our food
- c. peanuts

Name: _____

Reading Comprehension




Directions: Read the text 3 times and color the stars.

Tom went to the beach. He built a sandcastle. He found seashells. Tom saw fish swimming in the water.



1. Put the events in order: Write 1, 2, or 3 in the box.



2. Tom went to the _____

- a. park
- b. beach
- c. pool

3. What did he do first?

- a. find seashells
- b. swim
- c. built a sandcastle

Name: _____

Reading Comprehension






Directions: Read the text 3 times and color the stars.

Mat and Mia went for a hike.

They saw a brown owl. Then a big black bear. Last, they saw a gray raccoon.



1. Put the events in order: Write 1, 2, or 3 in the box.

		
---	---	---

2. What animals did they see?

3. The bear is _____

1. _____

a. little and brown

2. _____

b. big and black

3. _____

c. little and black



English Created Resources prides itself on providing everything a learner needs to improve the level of English.

Such materials are provided for free download to be available for learners around the world. You can find English ESL worksheets for home learning, online practice, distance learning and for English classes.

Our Website helps you to give your child a boost using our free printables. You will be able to help your child with his grammar skills with our printables that focus on using punctuation, reading and writing. Such worksheets are a useful learning tool for kids who are trying to read, write or want to practice their English language skills at home.

Designed by English Created Resources



Beni Suef, Egypt



copyrightsupport@createdres.com



createdres.com

www.nortechplus.com

For more FREE materials follow us on:



<https://facebook.com/createdres>



<https://twitter.com/createdres>



<https://www.pinterest.com/createdres>



<https://t.me/freebooks4all>



<https://www.instagram.com/createdres>



<https://vk.com/createdres>

