



# SPRING NAME CRAFTS

## HATS, NECKLACE & BRACELET



EDITABLE IN  
GOOGLE SLIDES



© **Copyright English Created Resources. All rights reserved.**

This printable was created for you to use at home or with students in a classroom setting.

### **YOU MAY**

- Download to your computer.
- Use this file for personal use at home.
- Use in your classroom.
- Print as many copies as you would like for personal and classroom use only.

### **YOU MAY NOT**

- Extract or edit this printable.
- Share this PDF on Whatsapp, Facebook, Telegram, personal blog/website or by any other means without prior permission of the publisher.
- Upload the images onto your Facebook page or group without giving credit to **English Created Resources and sharing its website link.**
- Store or sell them on any website.
- Claim them as your own.
- **PRINT, SELL OR DISTRIBUTE THEM TO OTHERS.**

**Clipart and elements found in this PDF are copyrighted and cannot be extracted or used outside of this file without permission or license.**

**For more FREE materials follow us on:**

 <https://facebook.com/createdres>

 <https://t.me/freebooks4all>

 <https://twitter.com/createdres>

 <https://vk.com/createdres>

 <https://www.pinterest.com/createdres>

 <https://www.instagram.com/createdres>

 <https://www.threads.net/@createdres>

***Thank you for your download!***



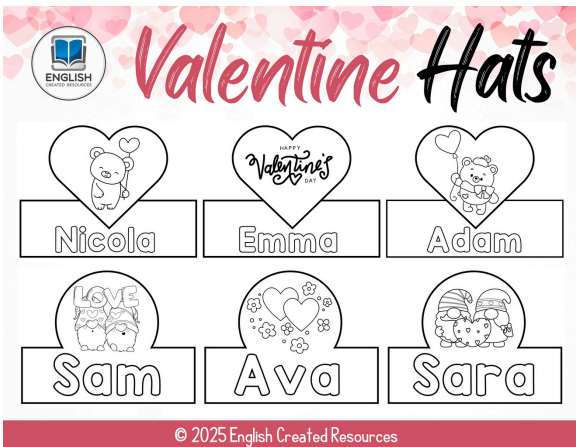


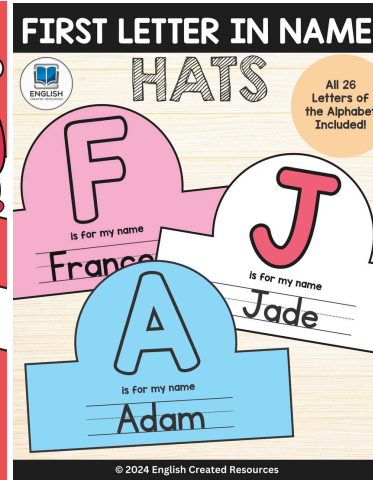

Thank you to the amazing Graphic Artist that helped us to create these materials.



Follow Activity Boosters on  
Teachers Pay Teachers and Facebook  
for more great materials :)



Grab our other FREE Hats, Necklace, Bracelets and Watch Craft files by clicking on the images below:






Access the google slides editable file by clicking on the image -





Click on the image and select make a copy.

Better to use a computer to open the google slide file. Be signed into your gmail account on the browser.




- Print the hat template on paper or cardboard and cut around the dotted lines
- Write your name on the hat
- Print and cut out the flowers on paper
- Write the letters of your name on each flower
- Paste the flowers on hat template
- Add your picture if needed
- Print and cut out the hat strips, paste them together and attach to the hat.



- Print the bracelets on paper
- Cut around the black lines
- Write the first letter of your name on the flower
- Paste the edges together to make a bracelet

- Print and cut out the necklace band and flowers
- Write the letters of your name on each flower
- Paste the flowers on the necklace band
- Attach a string to the necklace


















HELLO  
SPRING













|  |  |  |
|--|--|--|
|  |  |  |
|--|--|--|

















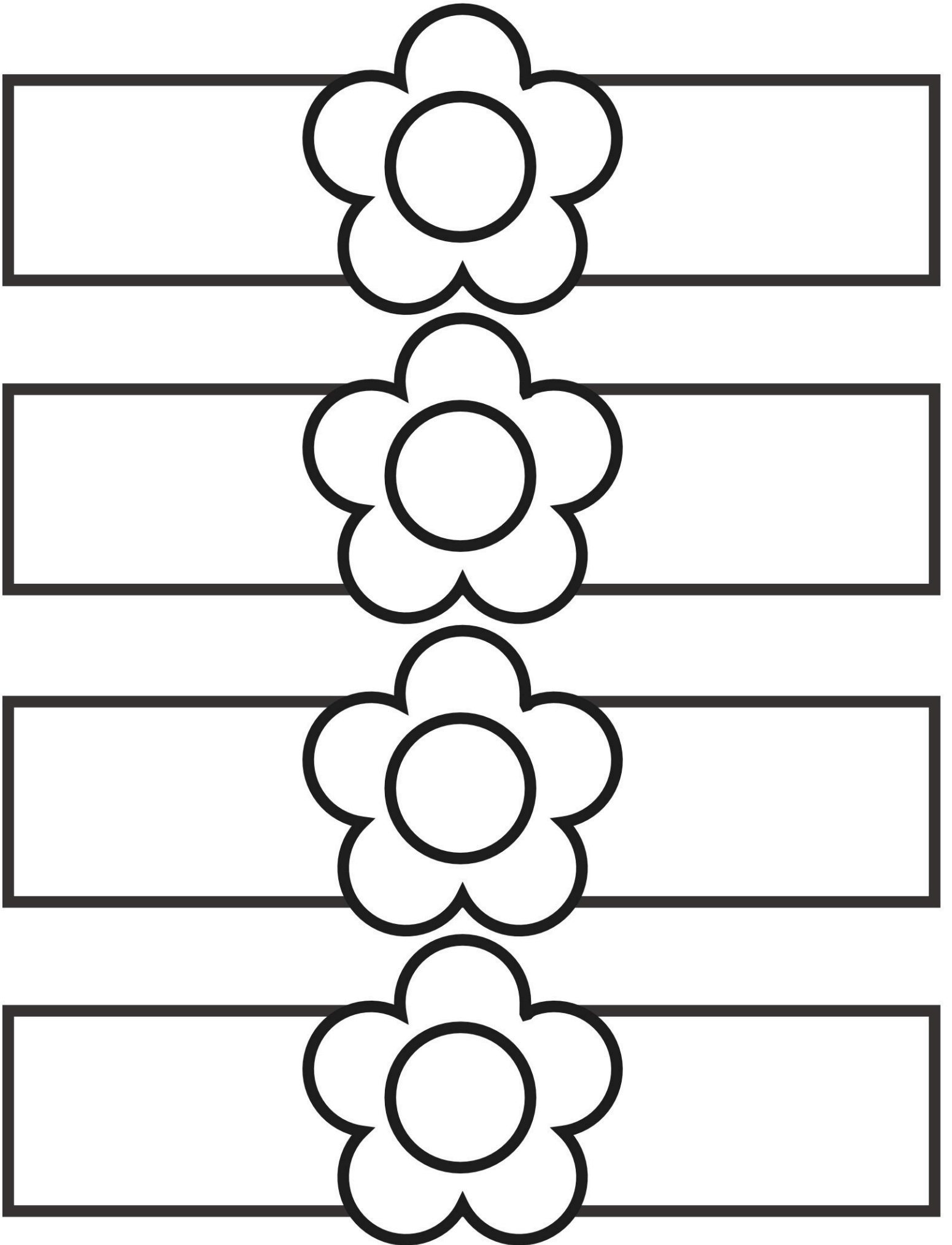














































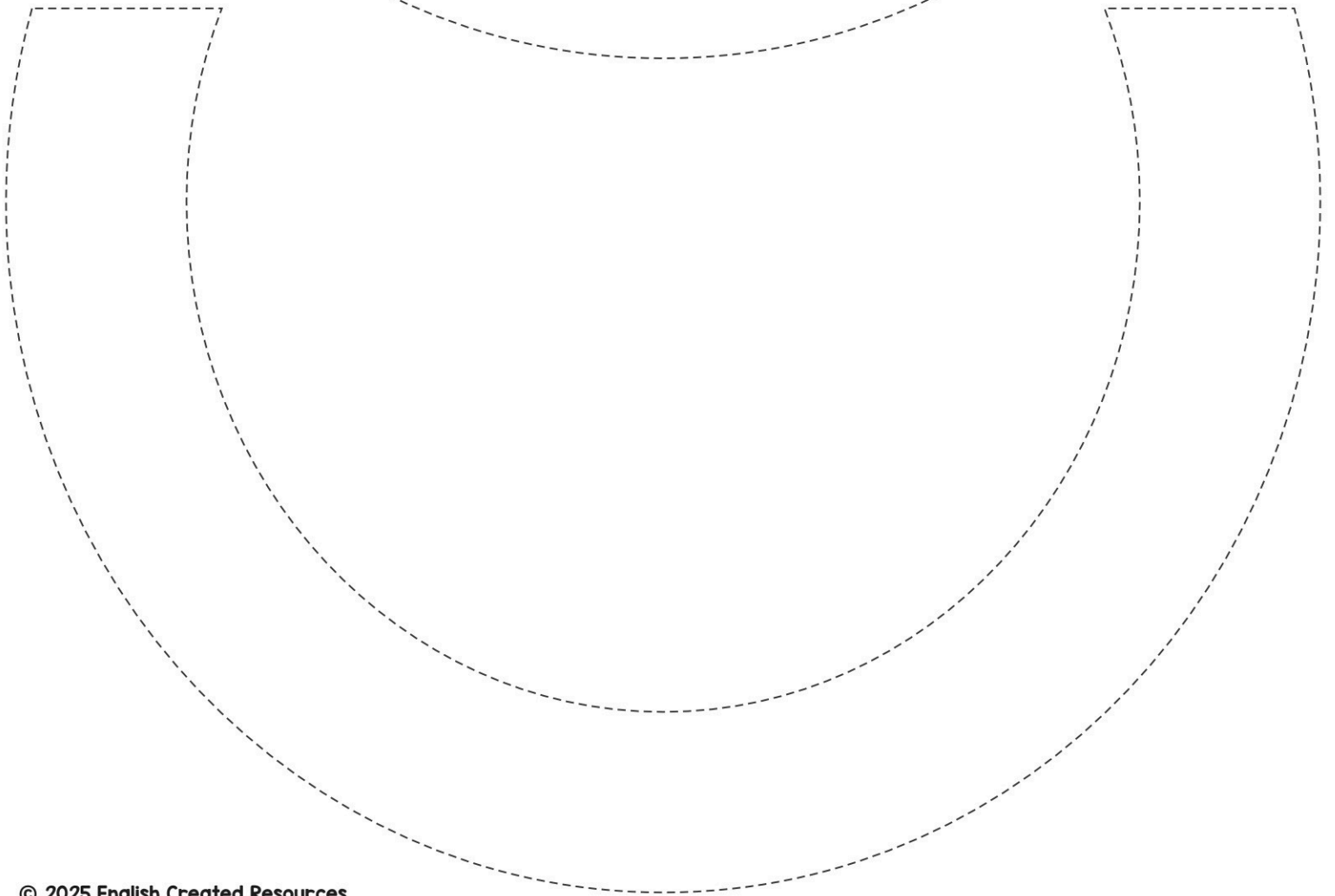

































































English Created Resources prides itself on providing everything a learner needs to improve the level of English.

Such materials are provided for free download to be available for learners around the world. You can find English ESL worksheets for home learning, online practice, distance learning and for English classes.

Our Website helps you to give your child a boost using our free printables. You will be able to help your child with his grammar skills with our printables that focus on using punctuation, reading and writing. Such worksheets are a useful learning tool for kids who are trying to read, write or want to practice their English language skills at home.

## Designed by English Created Resources



**Beni Suef, Egypt**



**copyrightsupport@createdres.com**



**[createdres.com](https://www.createdres.com)**

**[www.nortechplus.com](https://www.nortechplus.com)**

**For more FREE materials follow us on:**



**<https://facebook.com/createdres>**



**<https://twitter.com/createdres>**



**<https://www.pinterest.com/createdres>**



**<https://t.me/freebooks4all>**



**<https://www.instagram.com/createdres>**



**<https://vk.com/createdres>**

