



# PEEPS ACTIVITY PACK



30  
PAGES

**Shapes**  
Trace and color the shapes. Color the pictures.

**Big or Small?**  
Color the Smallest picture in each row.

**Missing Numbers 1-10**  
Cut and paste the numbers in the correct order. Trace the numbers.

**Color by Letter**  
Use the color code to color the picture.

Color key: f (green), h (blue), j (pink), n (yellow), p (purple)

**Bunny Colors**  
Color each bunny the correct color.

purple red yellow

brown pink black

**Missing Uppercase Letters**  
Write in the missing uppercase letters.  
Color the pictures.

A

E

I

K

O

S

U

Y

**MY PEEPS ACTIVITY PACK**



© **Copyright English Created Resources. All rights reserved.**

This printable was created for you to use at home or with students in a classroom setting.

### **YOU MAY**

- Download to your computer.
- Use this file for personal use at home.
- Use in your classroom.
- Print as many copies as you would like for personal and classroom use only.

### **YOU MAY NOT**

- Extract or edit this printable.
- Share this PDF on Whatsapp, Facebook, Telegram, personal blog/website or by any other means without prior permission of the publisher.
- Upload the images onto your Facebook page or group without giving credit to **English Created Resources and sharing its website link.**
- Store or sell them on any website.
- Claim them as your own.
- **PRINT, SELL OR DISTRIBUTE THEM TO OTHERS.**

**Clipart and elements found in this PDF are copyrighted and cannot be extracted or used outside of this file without permission or license.**

**For more FREE materials follow us on:**

 <https://facebook.com/createdres>

 <https://t.me/freebooks4all>

 <https://twitter.com/createdres>

 <https://vk.com/createdres>

 <https://www.pinterest.com/createdres>

 <https://www.instagram.com/createdres>

 <https://www.threads.net/@createdres>


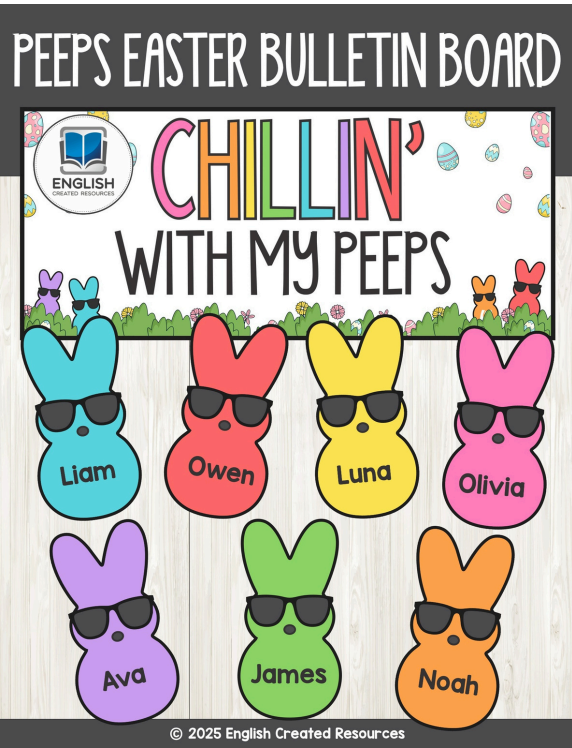

***Thank you for your download!***

Thank you to the amazing Graphic Artist that helped us to create these materials.



Follow Activity Boosters on  
Teachers Pay Teachers and Facebook  
for more great materials :)


Check out our other FREE Peep files by clicking on the images below:







# MY PEEPS ACTIVITY PACK



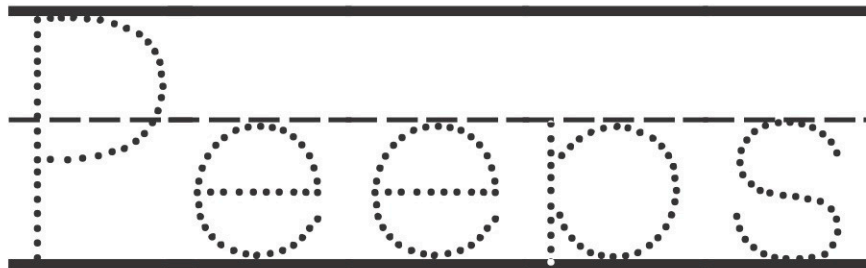


# PEEPS



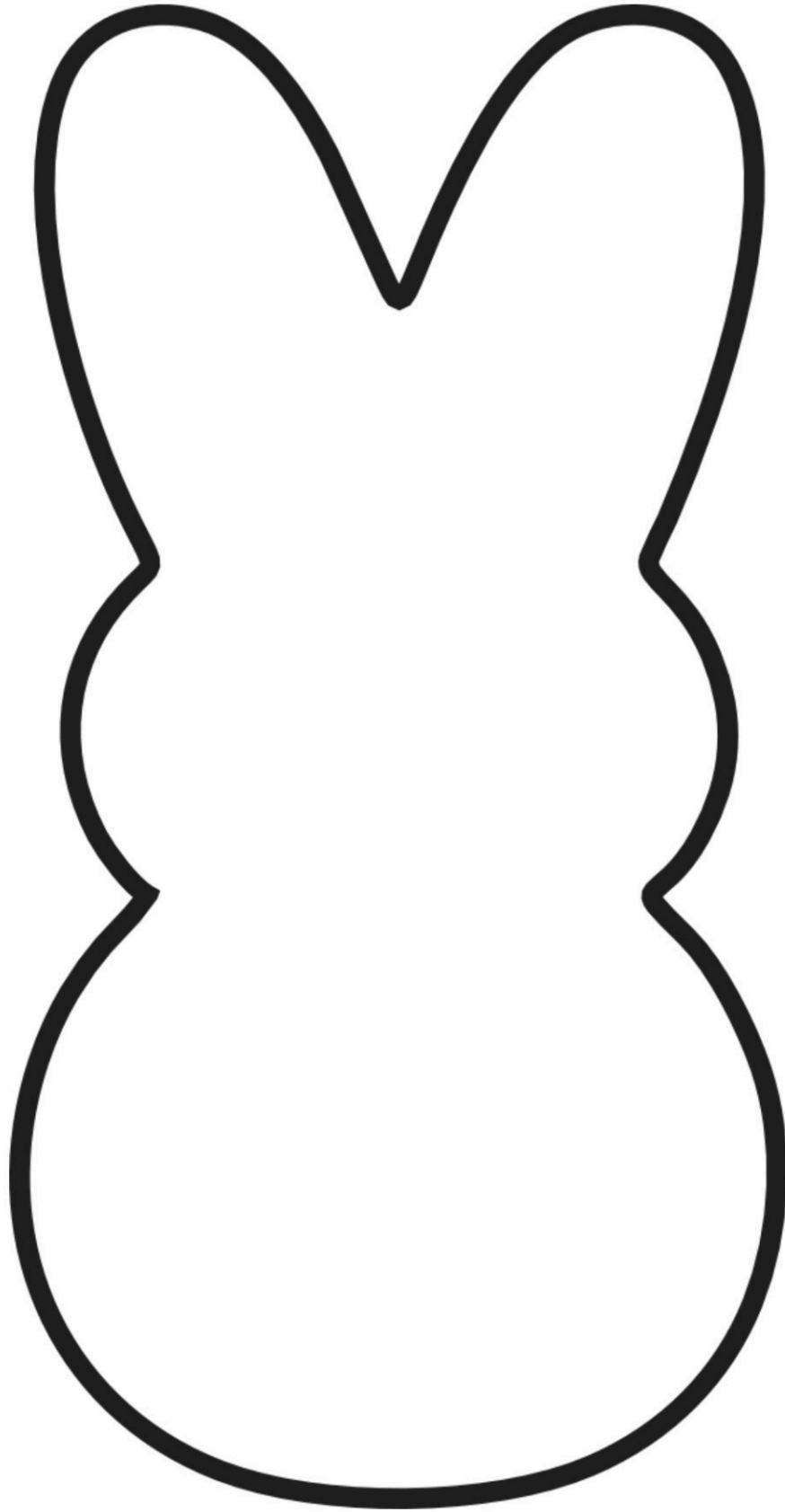


is for






# Torn Paper Craft











# Bunny Dot Painting





# Big or Small?







Color the Smallest picture in each row.





# Shapes

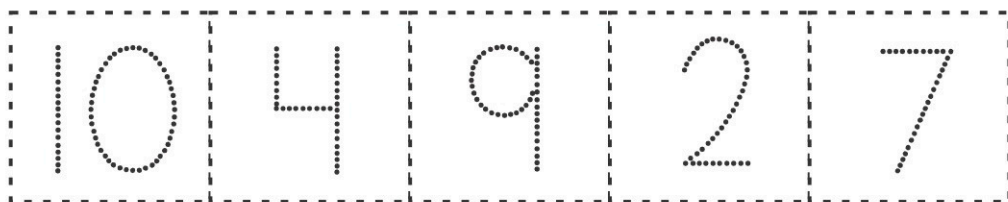


Trace and color the shapes. Color the pictures.





# Missing Numbers 1-10

Cut and paste the numbers in the correct order. Trace the numbers.













# Bunny Egg Counting










Circle the correct number. Color the pictures.

|   |                             |  |                            |
|---|-----------------------------|--|----------------------------|
|    | <p>9</p> <p>8</p> <p>7</p>  |    | <p>5</p> <p>7</p> <p>6</p> |
|   | <p>10</p> <p>8</p> <p>9</p> |   | <p>9</p> <p>7</p> <p>6</p> |
|  | <p>8</p> <p>6</p> <p>9</p>  |  | <p>5</p> <p>3</p> <p>4</p> |



# Bunny Colors


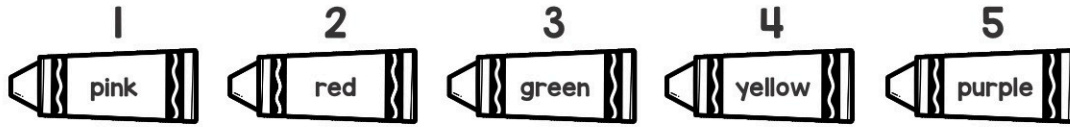
Color each bunny the correct color.





# Color by Number 1-5






Use the color code to color the picture.





# Count and Match

Count the carrots and draw a line to the bunny with the correct number.

















# Missing Uppercase Letters

Write in the missing uppercase letters.  
Color the pictures.
















# Missing Lowercase Letters

Write in the missing lowercase letters.

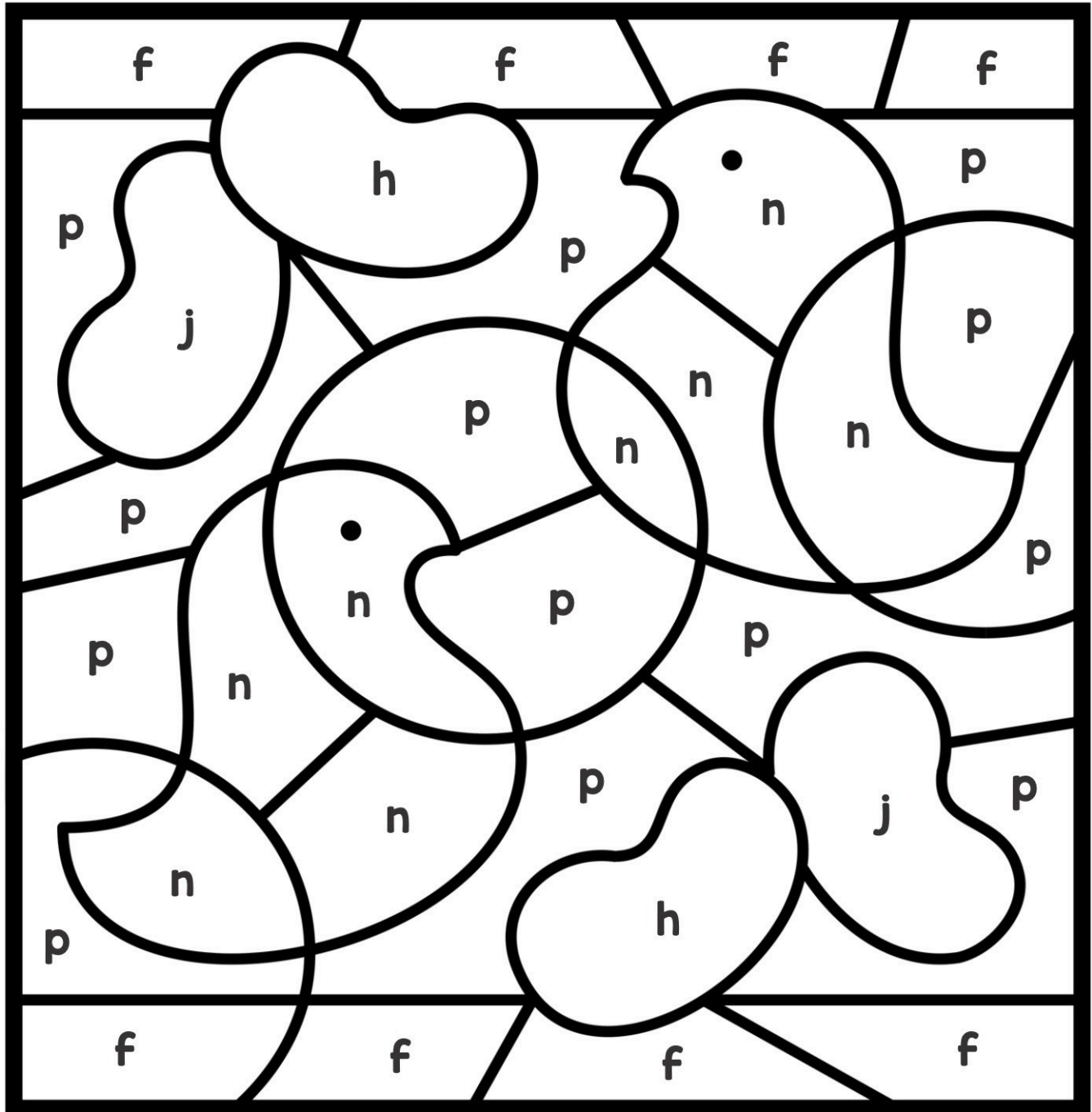
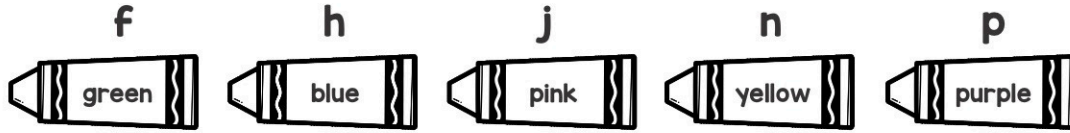
Color the pictures.





# Color by Letter

Use the color code to color the picture.


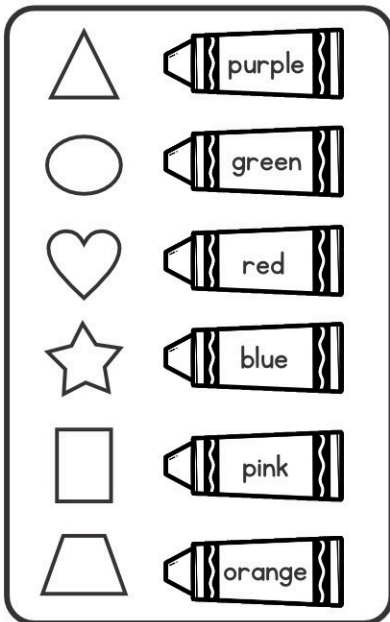











# Colors and Shapes

Color the chicks yellow. Use the color code to color the shapes on the chicks.











# Same or Different?

Color the picture that is DIFFERENT in each row.






# Peeps Counting

Color the correct number of peeps in each row.


2




1




5



3



4





# Color by Dots 1-6

Roll a dice. Use the color code to color each picture.




1 dot



2 dots




3 dots



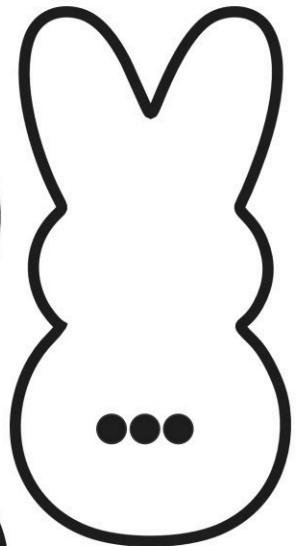
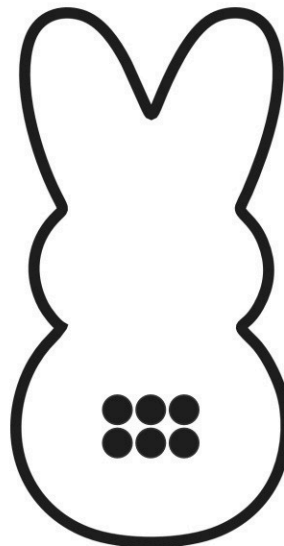

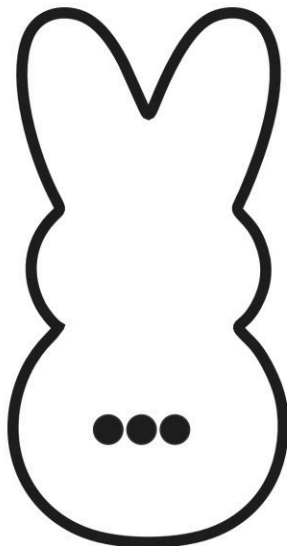
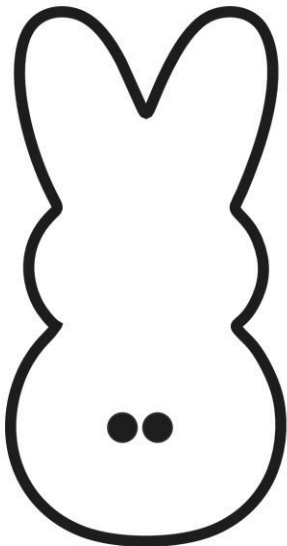



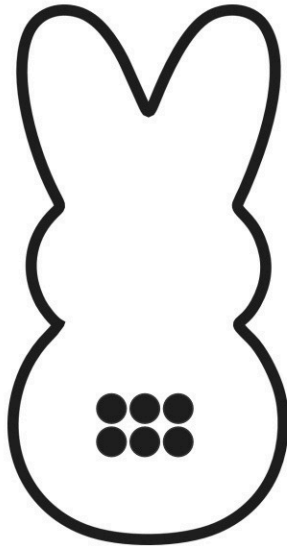

4 dots



5 dots



6 dots

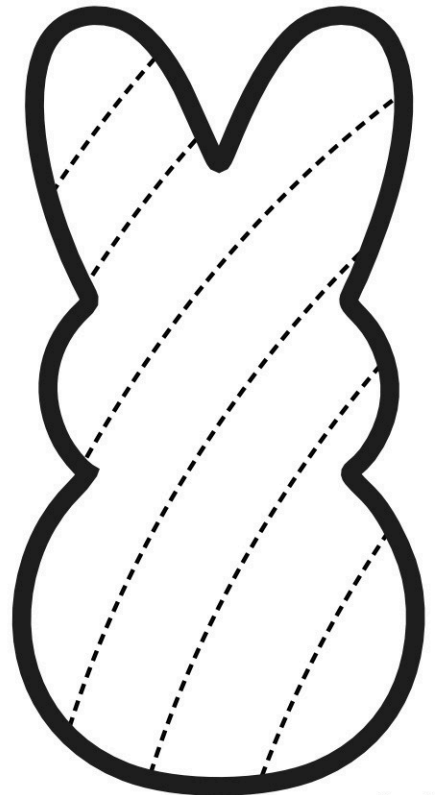
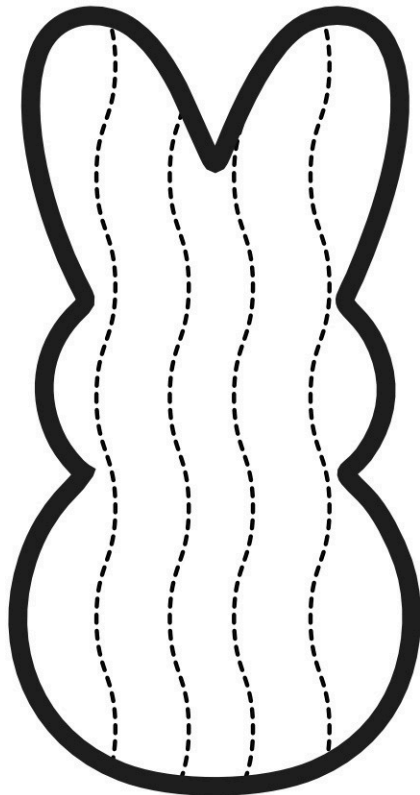
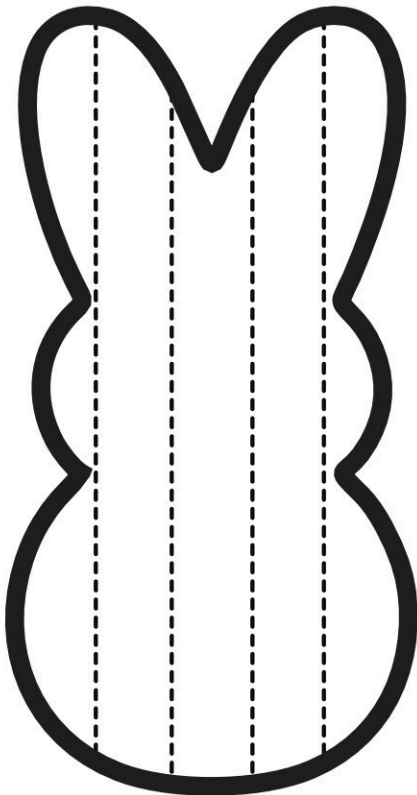
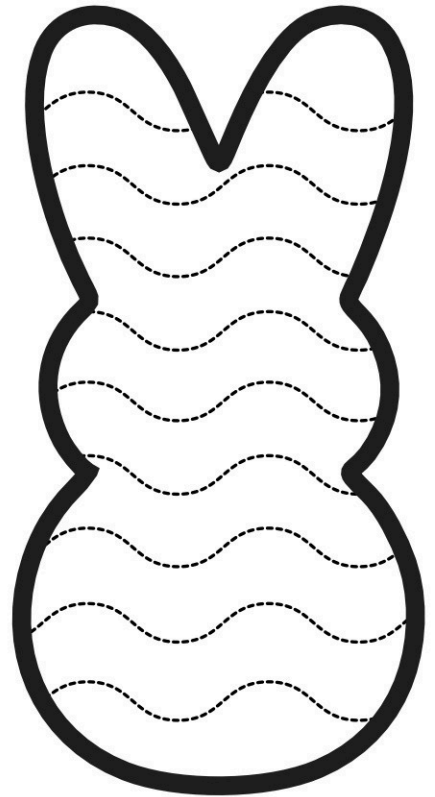
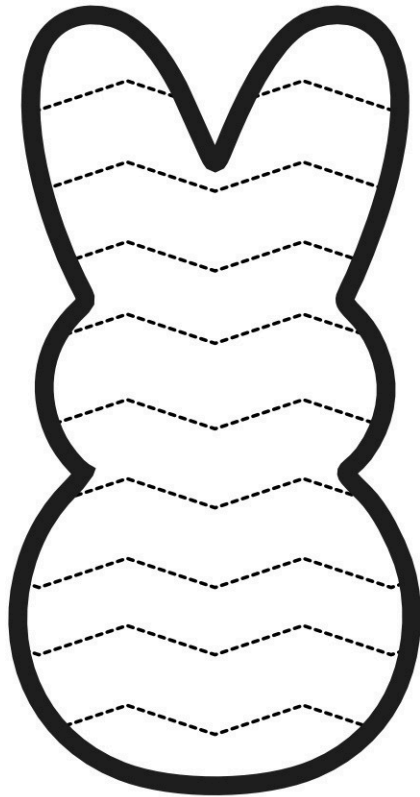
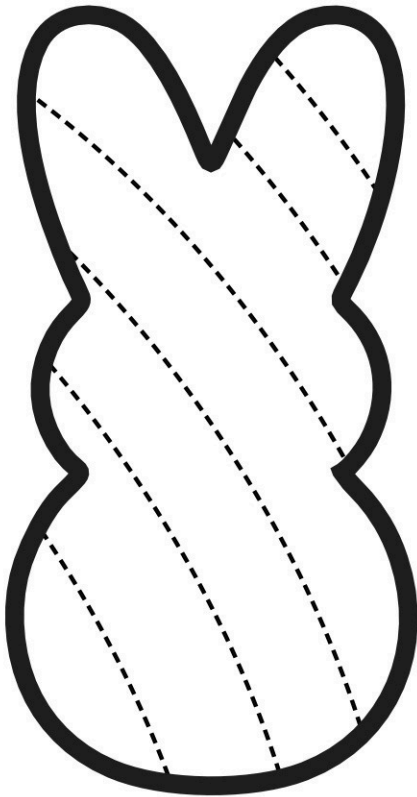






# Trace and Color









Trace the lines and color the pictures.





# Letter Match

Color the eggs that match the bunny.



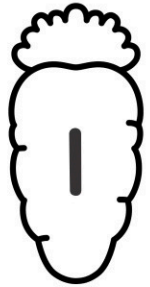












# Hungry Bunny Letter Matching




Draw lines to match the letters. Color the pictures.






# Bunny Number Order

Cut and paste the numbers in the correct order. Color the pictures.






# Finish the Drawing





# Join the dots 1-10

Join the dots to complete the picture and color it.

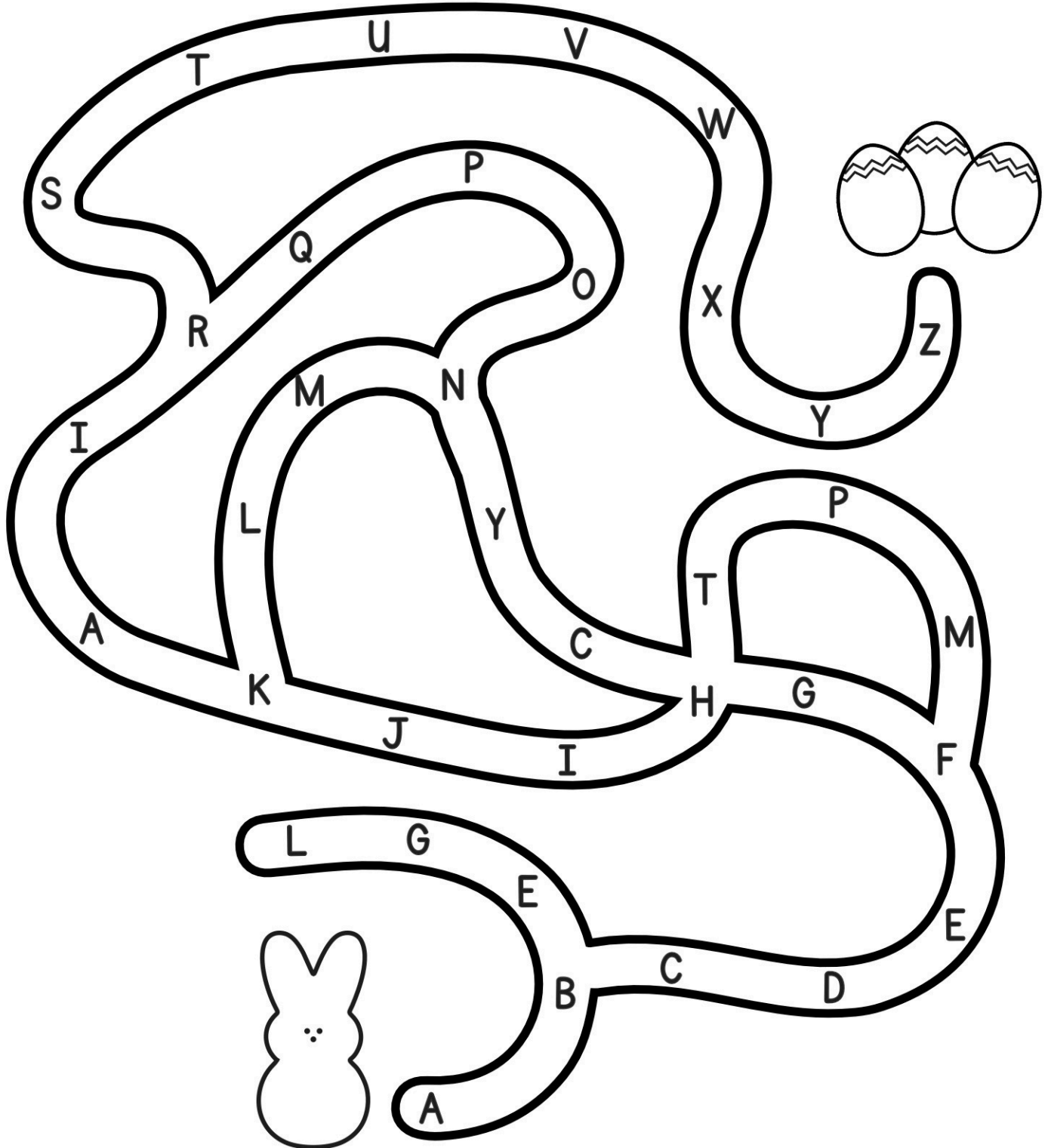






# Alphabet Maze


Follow the letters to help the bunny go to the Easter Eggs.





# Easter Peep Ten Frames

Show each number on the ten frames



|  |  |  |  |  |
|--|--|--|--|--|
|  |  |  |  |  |
|  |  |  |  |  |



|  |  |  |  |  |
|--|--|--|--|--|
|  |  |  |  |  |
|  |  |  |  |  |



|  |  |  |  |  |
|--|--|--|--|--|
|  |  |  |  |  |
|  |  |  |  |  |



|  |  |  |  |  |
|--|--|--|--|--|
|  |  |  |  |  |
|  |  |  |  |  |



|  |  |  |  |  |
|--|--|--|--|--|
|  |  |  |  |  |
|  |  |  |  |  |



|  |  |  |  |  |
|--|--|--|--|--|
|  |  |  |  |  |
|  |  |  |  |  |



|  |  |  |  |  |
|--|--|--|--|--|
|  |  |  |  |  |
|  |  |  |  |  |



|  |  |  |  |  |
|--|--|--|--|--|
|  |  |  |  |  |
|  |  |  |  |  |



# Numbers or Letters

Letters

Use the color code to color the chicks.

Numbers








|   |    |   |   |   |
|---|----|---|---|---|
| m | K  | 2 | G | 6 |
| 4 | 10 | p | 8 | j |
| d | 7  | a | 3 | 1 |
| H | 5  | q | F | I |



# Peep I Spy

Count and color the pictures.  
Circle the correct number in each box.



|   |   |   |   |   |    |  |   |   |   |   |    |
|---|---|---|---|---|----|--|---|---|---|---|----|
|  | 1 | 2 | 3 | 4 | 5  |  | 1 | 2 | 3 | 4 | 5  |
|   | 6 | 7 | 8 | 9 | 10 |  | 6 | 7 | 8 | 9 | 10 |
|  | 1 | 2 | 3 | 4 | 5  |   | 1 | 2 | 3 | 4 | 5  |
|   | 6 | 7 | 8 | 9 | 10 |  | 6 | 7 | 8 | 9 | 10 |





# Peep Beginning Sounds

Color the peeps by their beginning sounds.

a

b

c








d

e

f

g

















h









# Pattern Making

Color the pictures. Cut and paste the pictures to complete the pattern.






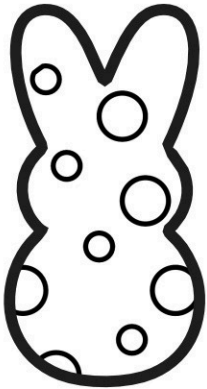


|   |   |   |   |  |
|---|---|---|---|--|
|    |    |    |     |  |
|    |    |    |    |  |
|   |   |   |   |  |
|  |  |  |  |  |

|   |   |  |   |
|---|---|--|---|
|  |  |  |  |
|---|---|--|---|



# Pattern Matching

Draw a line from each bunny to the matching egg.  
Color the pictures.





English Created Resources prides itself on providing everything a learner needs to improve the level of English.

Such materials are provided for free download to be available for learners around the world. You can find English ESL worksheets for home learning, online practice, distance learning and for English classes.

Our Website helps you to give your child a boost using our free printables. You will be able to help your child with his grammar skills with our printables that focus on using punctuation, reading and writing. Such worksheets are a useful learning tool for kids who are trying to read, write or want to practice their English language skills at home.

## Designed by English Created Resources



**Beni Suef, Egypt**



**copyrightsupport@createdres.com**



**[createdres.com](https://www.createdres.com)**

**[www.nortechplus.com](https://www.nortechplus.com)**

**For more FREE materials follow us on:**



**<https://facebook.com/createdres>**



**<https://twitter.com/createdres>**



**<https://www.pinterest.com/createdres>**



**<https://t.me/freebooks4all>**



**<https://www.instagram.com/createdres>**



**<https://vk.com/createdres>**

