

# February

## PRESCHOOL & PRE-K WORKBOOK

Name: \_\_\_\_\_

### Which is more?

Count the donuts on each tray and circle the correct number.

	4		6
	7		5
	5		3
	4		2
	2		3
	5		4
	1		9
	3		8
			7

Name: \_\_\_\_\_

### Color by Number 1-7

Use the color code to color the picture.

1 white 2 blue 3 red 4 yellow 5 pink 6 green 7 brown

Name: \_\_\_\_\_

### Cookie Monster Match

Count the dots on each cookie and draw a line to the monster with the correct number.

Name: \_\_\_\_\_


### Missing Cookies

Fill in the missing lowercase letters.

a b c d e f g h i j k l m n o p q r s t u v w x y z

a		c		e	
	h		j		l
m		o		q	
	t		v		x
	z		b		d
	f		i		

**50  
Pages**



Name: \_\_\_\_\_

### Colors and Shapes

Use the color code to color the strawberry and shapes in the correct column.

Name: \_\_\_\_\_

### Paste

Paste the pictures in the correct column.

Name: \_\_\_\_\_

### Mail Tracing Practice

Color the pictures and trace the lines.



© **Copyright English Created Resources. All rights reserved.**

This printable was created for you to use at home or with students in a classroom setting.

### **YOU MAY**

- Download to your computer.
- Use this file for personal use at home.
- Use in your classroom.
- Print as many copies as you would like for personal and classroom use only.

### **YOU MAY NOT**

- Extract or edit this printable.
- Share this PDF on Whatsapp, Facebook, Telegram, personal blog/website or by any other means without prior permission of the publisher.
- Upload the images onto your Facebook page or group without giving credit to **English Created Resources and sharing its website link.**
- Store or sell them on any website.
- Claim them as your own.
- **PRINT, SELL OR DISTRIBUTE THEM TO OTHERS.**

**Clipart and elements found in this PDF are copyrighted and cannot be extracted or used outside of this file without permission or license.**

**For more FREE materials follow us on:**

 <https://facebook.com/createdres>

 <https://t.me/freebooks4all>

 <https://twitter.com/createdres>

 <https://vk.com/createdres>

 <https://www.pinterest.com/createdres>

 <https://www.instagram.com/createdres>

 <https://www.threads.net/@createdres>

***Thank you for your download!***



My  
February  
Work Book








This Book Belongs to

Name: \_\_\_\_\_

# Shapes: Heart

Trace the word and color the pictures.



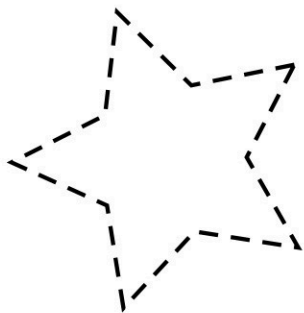





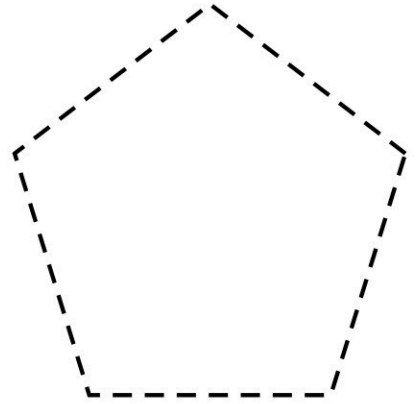
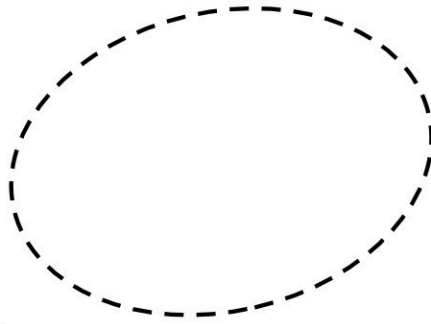

heart



Name: \_\_\_\_\_

# Shapes Tracing: Heart

Trace and color all the hearts.



Name: \_\_\_\_\_

# Shape Maze: Hearts




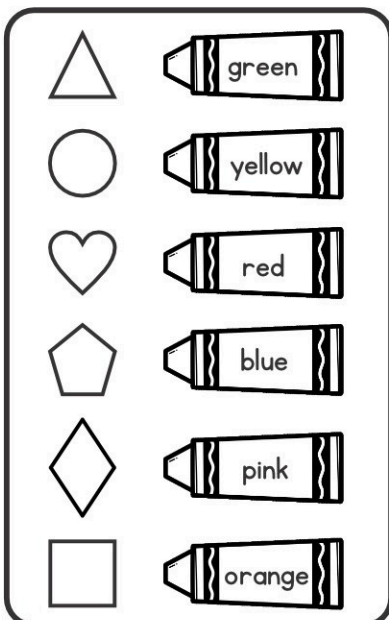







Help the girl find her way through the maze by coloring the hearts.




Name: \_\_\_\_\_

# Colors and Shapes

Use the color code to color the strawberry shapes.














Name: \_\_\_\_\_



# Shape Sort: Cut and Paste

Cut and paste the shapes to the correct square.









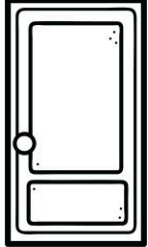







Name: \_\_\_\_\_

# Shape Sort: Cut and Paste

Color the pictures. Cut and paste the shapes in the correct columns.


			
---	---	--	---


Name: \_\_\_\_\_

# Shapes: Handwriting Practice


Color the pictures. Trace the words.




square



triangle



pentagon



diamond


Name: \_\_\_\_\_

# Number Sort 7-10

Read the numbers on the cookie sheet.  
Count the hearts on each cookie and paste the correct number on each sheet.



10




8



7












9



Name: \_\_\_\_\_

# Big or Small?


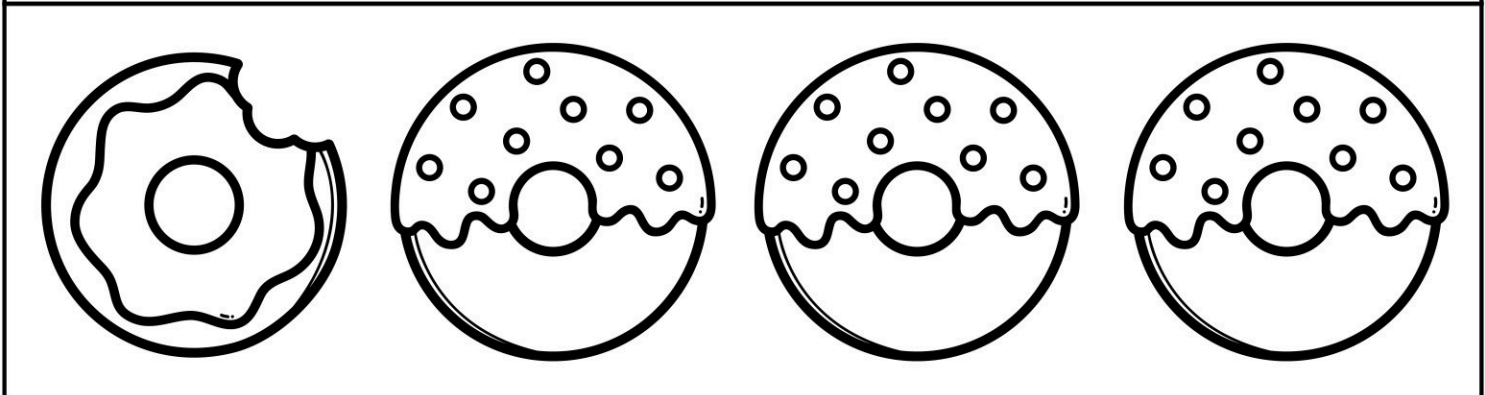

Color the Smallest picture in each row.



Name: \_\_\_\_\_

# Same or Different?

Color the picture that is DIFFERENT in each row.




Name: \_\_\_\_\_

# Handwriting Practice


Trace the words. Color the pictures.




cupcake



flower



mailbox

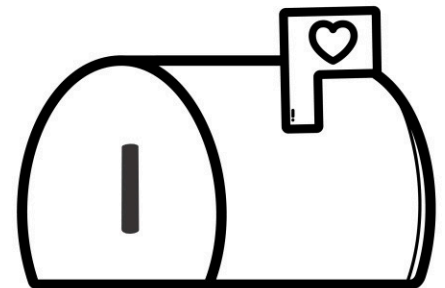
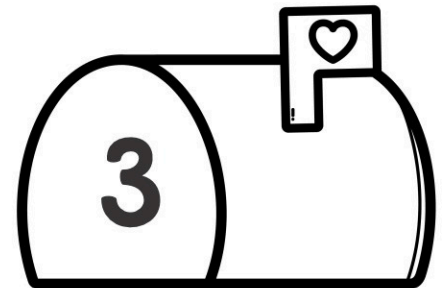
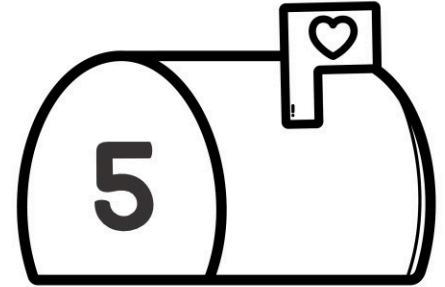
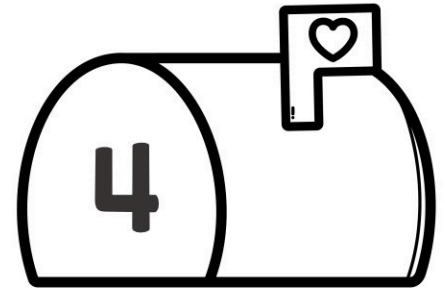
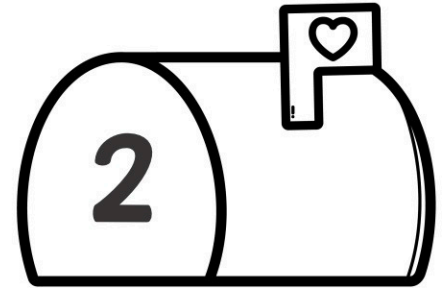



arrow

Name: \_\_\_\_\_

# Mail Number Matching

Count the pictures in each row. Draw a line to the correct number. Color the pictures.


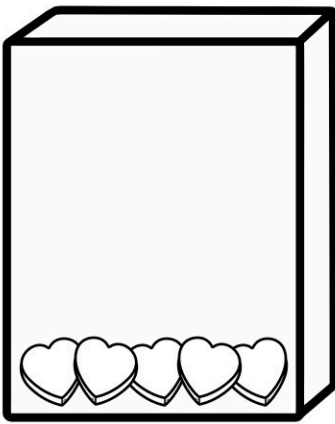

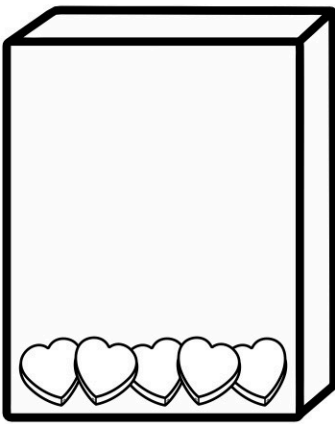






Name: \_\_\_\_\_

# Candy Heart Counting

Count the candy hearts in each row.

Cut and paste the correct number to each candy box. Color the pictures.

 	 	 	 
---	---	---	---

9      7      10      8


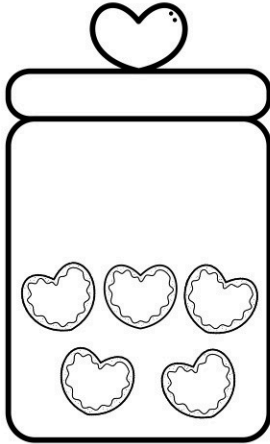



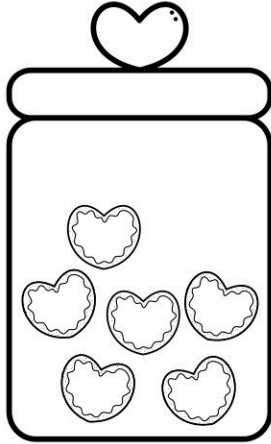


Name: \_\_\_\_\_

# Counting Cookies in the Jar

Count the cookies in each jar.

Cut and paste the correct number to each box. Color the pictures.

 <input type="text"/>	 <input type="text"/>	 <input type="text"/>
 <input type="text"/>	 <input type="text"/>	 <input type="text"/>

8 6 4 9 7 5

Name: \_\_\_\_\_

# Which is more?

Count the donuts on each tray and circle the correct number. Color the pictures.

	<p>9 7 5</p>		<p>6 5 3</p>		<p>8 4 6</p>
	<p>4 2 5</p>		<p>2 3 4</p>		<p>7 9 8</p>
	<p>1 3 2</p>		<p>9 8 7</p>		<p>2 1 3</p>


Name: \_\_\_\_\_




# Counting Chocolates: 6-10

Trace the number and color the correct number of chocolates in each box.


8




10




9



6



5



7











Name: \_\_\_\_\_



# Which is more?





Color the picture in each box with the biggest number.



Name: \_\_\_\_\_

# Cupcake Colors


Color each cupcake the correct color.



Name: \_\_\_\_\_

# Cookie Jar Numbers or Letters


Color the cookies. Cut and paste them into the correct cookie jar.



**Letters**




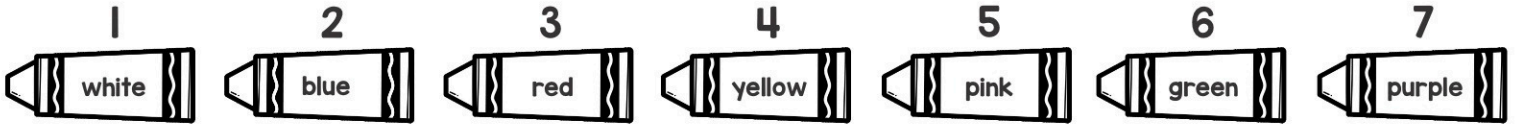
**Numbers**



Name: \_\_\_\_\_

# Color by Number 1-7





Use the color code to color the picture.



Name: \_\_\_\_\_

# Valentine's Sweets Graphing


Color the pictures. Cut and paste each picture to the correct row. Count each row.

Color the item with the MOST:



Color the item with the LEAST:





Name: \_\_\_\_\_

# Big or Small?

Color the BIGGEST picture in each row.


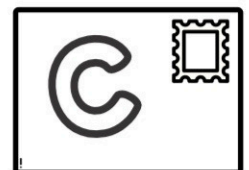
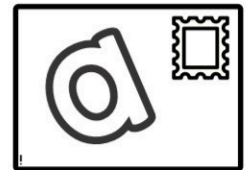
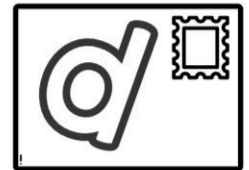






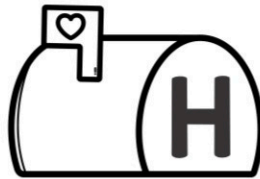
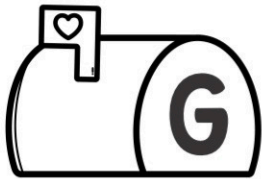

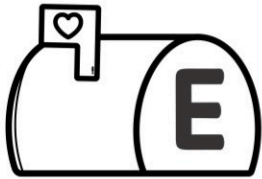

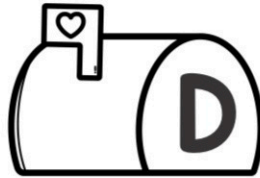

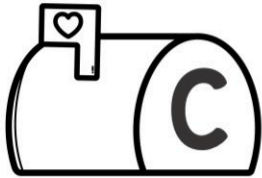

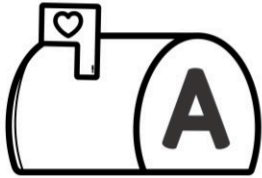


Name: \_\_\_\_\_



# Mailbox Letter Matching







Cut and paste the lowercase letters to the correct boxes.



Name: \_\_\_\_\_

# Cookie Monster Match

Count the dots on each cookie and draw a line to the monster with the correct number.








Name: \_\_\_\_\_



# Heart Counting













Color the correct number of hearts in each row.

2	
4	
3	
1	
5	

Name: \_\_\_\_\_

# Candy Heart Counting

Color the jar with the most candy hearts in each box.



			
			
			

Name: \_\_\_\_\_

# Sort by Size

Color the pictures. Cut out the pictures and arrange them in order by size.

<b>Small</b>	<b>Medium</b>	<b>Large</b>








Name: \_\_\_\_\_



# Number Sort 6-10

Color the pictures. Count the pictures in each row.  
Cut and paste the correct number in each box.

10

9

6

8









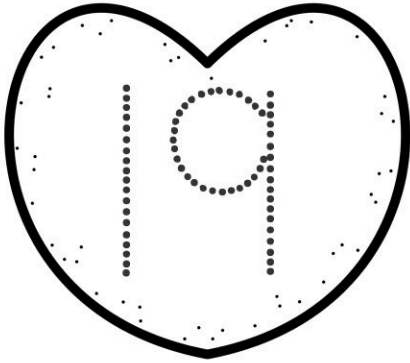
7

Name: \_\_\_\_\_



# Cookie Number Tracing 10-20

Trace the number on each heart. Color the pictures.










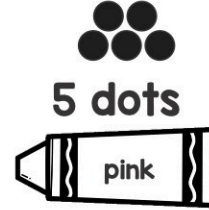
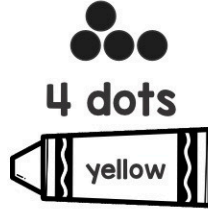
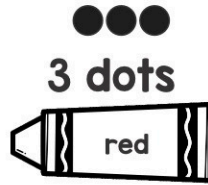
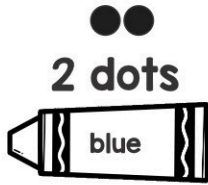
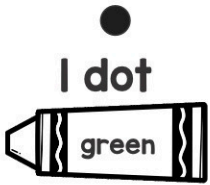




Name: \_\_\_\_\_

# Color by Dots 1-6

Roll a dice. Use the color code to color each picture.



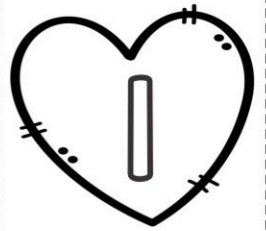













Name: \_\_\_\_\_



# Numerical Order 1-12

Cut and paste the numbers in the correct order.



Name: \_\_\_\_\_

# Missing Hearts

Fill in the missing uppercase letters.

A B C D E F G H I J K L M N O P Q R S T U V W X Y Z

	B		D	
F		H	I	
	L		N	
P		R		T
	V		X	
Z	A		C	

Name: \_\_\_\_\_



# Missing Cookies

Fill in the missing lowercase letters.








a b c d e f g h i j k l m n o p q r s t u v w x y z

a		c		e	
	h		j		l
m		o		q	
	t		v		x
	z		b		d
	f			i	

Name: \_\_\_\_\_

# Letter Matching

Cut and paste the matching uppercase letters.













M	I	O	K
J	L	N	P

Name: \_\_\_\_\_

# Upper and Lowercase Letters


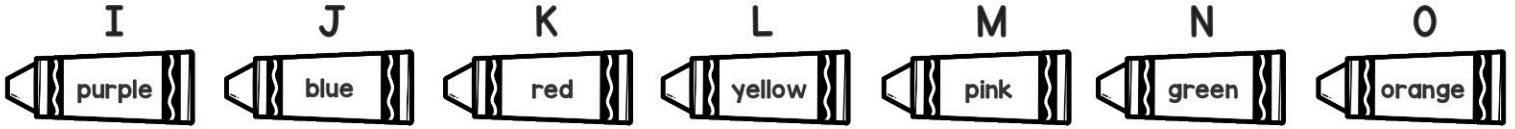
Use the color code to color the pictures



Name: \_\_\_\_\_

# Color by Uppercase Letters


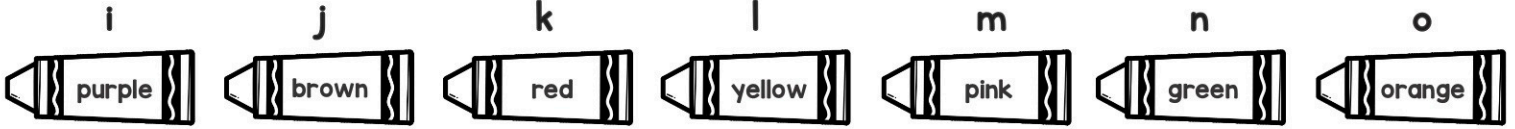
Use the color code to color the picture.



Name: \_\_\_\_\_

# Color by Lowercase Letters

Use the color code to color the picture.






Name: \_\_\_\_\_



# Handwriting Practice: A-Z

Trace each uppercase letter.




A	B	C	D
E	F	G	H
I	J	K	L
M	N	O	P
Q	R	S	T
U	V	W	X
Y	Z		

Name: \_\_\_\_\_

# Handwriting Practice: a-z

Trace each lowercase letter.








a	b	c	d	
e	f	g	h	
i	j	k	l	
m	n	o	p	
q	r	s	t	u
v	w	x	y	z

Name: \_\_\_\_\_

# Pattern Making





Color the pictures. Cut and paste the pictures to complete the pattern.



Name: \_\_\_\_\_

# Mail Tracing Practice



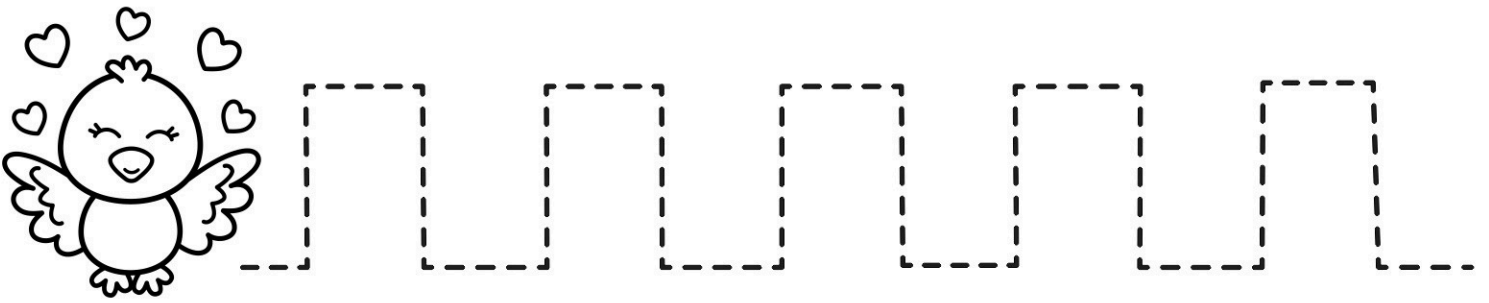
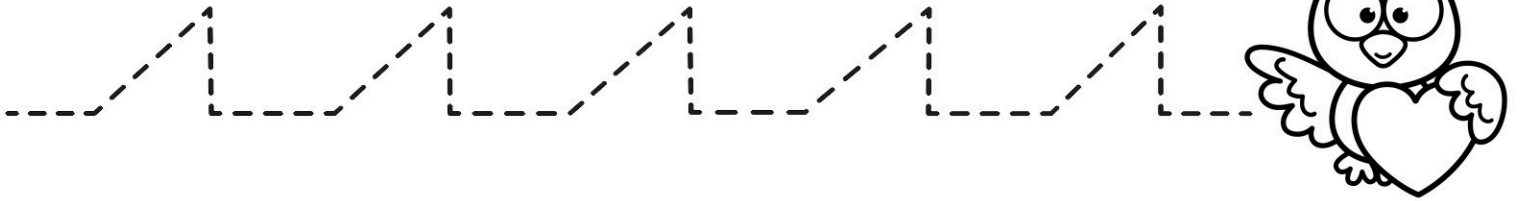
Color the pictures and trace the lines.



Name: \_\_\_\_\_

# Love Bird Line Tracing Practice

Trace each line and color the pictures.




Name: \_\_\_\_\_



# February Rhyming


Color the rhyming pictures in each row.



pad




cab



tag



dad



cat




wed



bed



ten



leg




net




lid




bib




pig




rim



kid



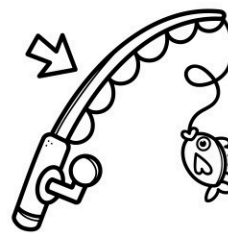
top




dog




cop




rod




dot



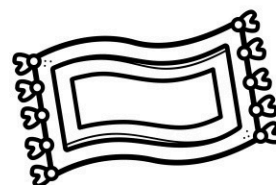
hug




bud



bun



rug



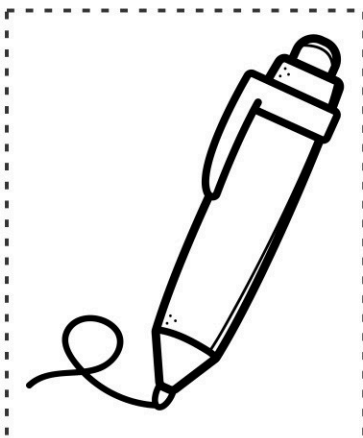







cup

Name: \_\_\_\_\_

# February CVC Words


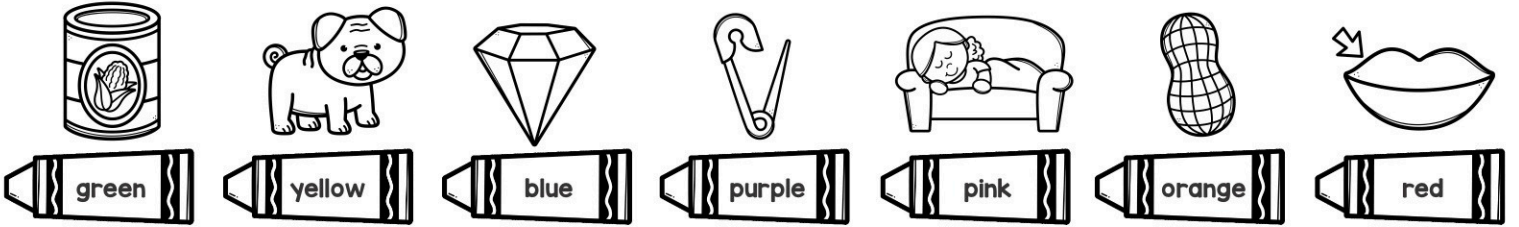
Cut out the pictures. Match the pictures to the word. Paste the pictures in their correct box.



Name: \_\_\_\_\_

# Color by CVC

Find the word and use the color code to finish the picture.






Name: \_\_\_\_\_


# CVC Find and Color

Color the correct word in each box. Color the pictures.




mop

map



him

hen



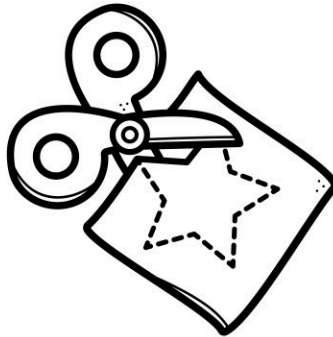
bun

bin



mom

mob



cut

cat




pad

pan



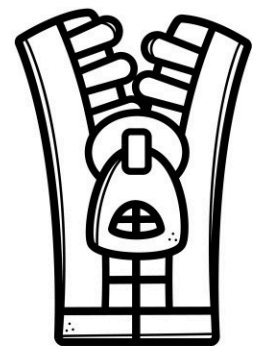
wig

wag



vet

van



zap

zip


Name: \_\_\_\_\_

# CVC Word Match

Draw a line from the picture to the correct word. Trace the words and color the pictures.



sip



den



run



rot



tap

Name: \_\_\_\_\_

# Color by Sight Word

Use the sight word color code to color the pictures.





**help**



**I**



**here**



Name: \_\_\_\_\_



# Sight Word Sort: Cut and Paste

Cut and paste the sight word into the correct box.



--	--	--



--	--	--



--	--	--

help

I

here

help

I

here

help

I




here

Name: \_\_\_\_\_



# Sight Word Find and Color

Color the pictures that matches the word in the first box.





English Created Resources prides itself on providing everything a learner needs to improve the level of English.

Such materials are provided for free download to be available for learners around the world. You can find English ESL worksheets for home learning, online practice, distance learning and for English classes.

Our Website helps you to give your child a boost using our free printables. You will be able to help your child with his grammar skills with our printables that focus on using punctuation, reading and writing. Such worksheets are a useful learning tool for kids who are trying to read, write or want to practice their English language skills at home.

## Designed by English Created Resources



**Beni Suef, Egypt**



**copyrightsupport@createdres.com**



**[createdres.com](https://www.createdres.com)**

**[www.nortechplus.com](https://www.nortechplus.com)**

**For more FREE materials follow us on:**



**<https://facebook.com/createdres>**



**<https://twitter.com/createdres>**



**<https://www.pinterest.com/createdres>**



**<https://t.me/freebooks4all>**



**<https://www.instagram.com/createdres>**



**<https://vk.com/createdres>**

