



ENGLISH
CREATED RESOURCES

FREE



SIGHT WORDS

Free Download

**ENGLISH CREATED
RESOURCES**

**THIS IS A
FREE
PRINTABLE.
NOT TO BE
SOLD!**




ENGLISH
CREATED RESOURCES

Name: _____

Sight Word: all

Trace.

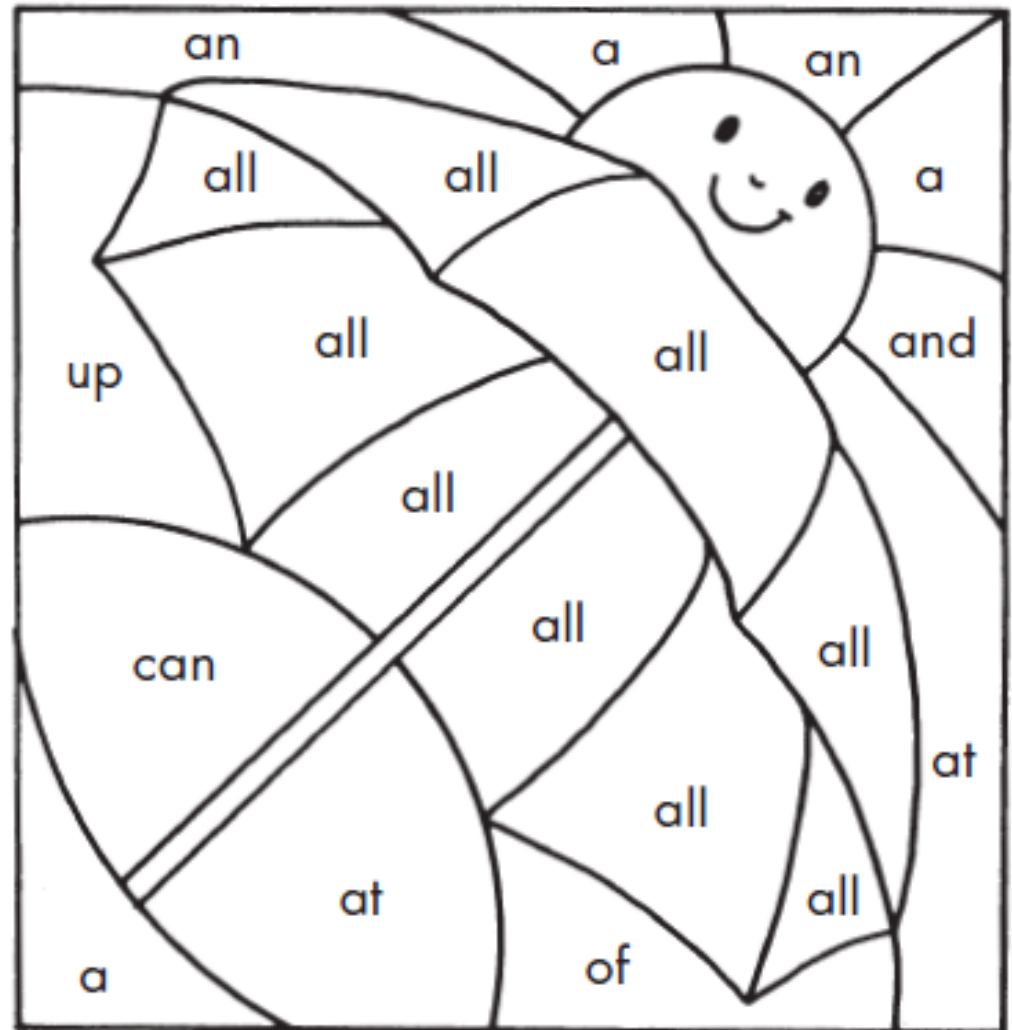


Three sets of handwriting lines (top solid, middle dashed, bottom solid) for tracing the word "all". Each set contains the word "all" written in a dashed font.

Write **all**.

Three sets of handwriting lines (top solid, middle dashed, bottom solid) for writing the word "all".

Find each **all**. Color that space red.
Then color the rest of the picture.







Name: _____

Sight Word: am

Trace.



Find each **am**. Color that leaf orange.
Then color the rest of the picture.




Write **am**.



Name: _____

Sight Word: and

Trace.

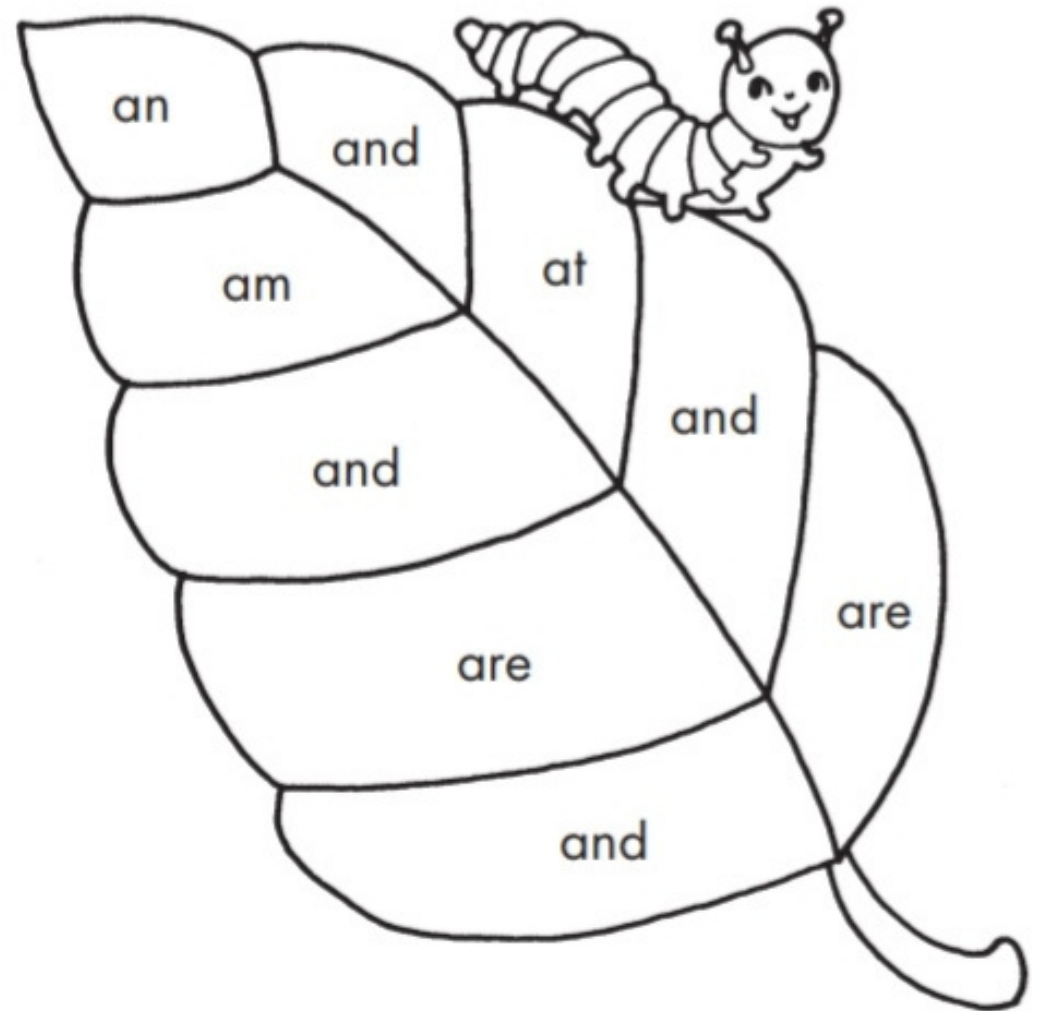


Three sets of handwriting lines (top solid, middle dashed, bottom solid) for tracing the word "and". Each set contains the word "and" written in a dashed font.

Write **and**.

Three sets of handwriting lines (top solid, middle dashed, bottom solid) for writing the word "and" independently.

Find each **and**. Color that space green.
Then color the rest of the picture.






Name: _____

Sight Word: are

Trace.



Three sets of handwriting lines (top solid, middle dashed, bottom solid) for tracing the word "are". Each set contains the word "are" written in a dashed font for tracing.

Write **are**.

Three sets of handwriting lines (top solid, middle dashed, bottom solid) for writing the word "are".

Find each **are**. Color that star yellow.
Then color the rest of the picture.






ENGLISH
CREATED RESOURCES

Name: _____

Sight Word: as

Trace.



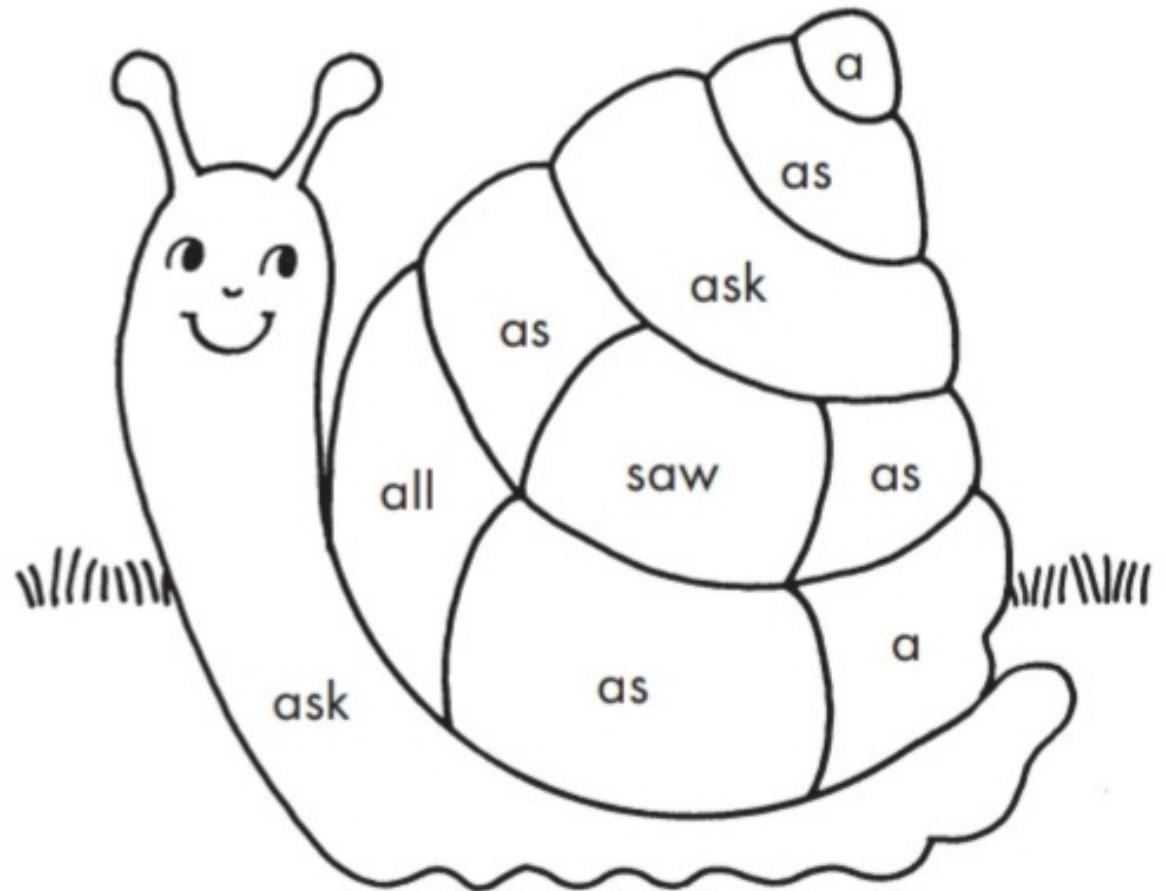
as

as

as

Write **as**.

Find each **as**. Color that space purple.
Then color the rest of the picture.



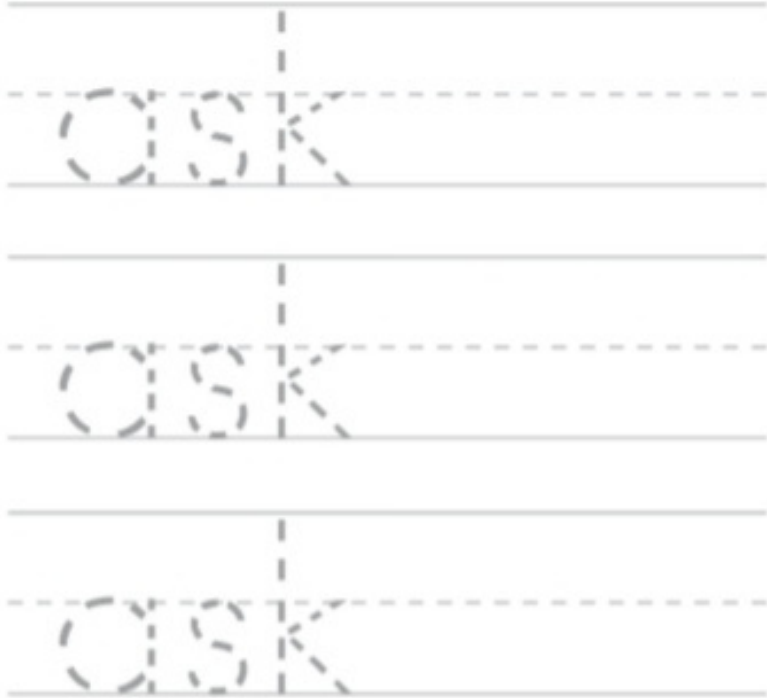



ENGLISH
CREATED RESOURCES

Name: _____

Sight Word: ask


Trace.



Write **ask**.



Find each **ask**. Color that fish orange.
Then color the rest of the picture.






ENGLISH
CREATED RESOURCES

Name: _____

Sight Word: ate

Trace.



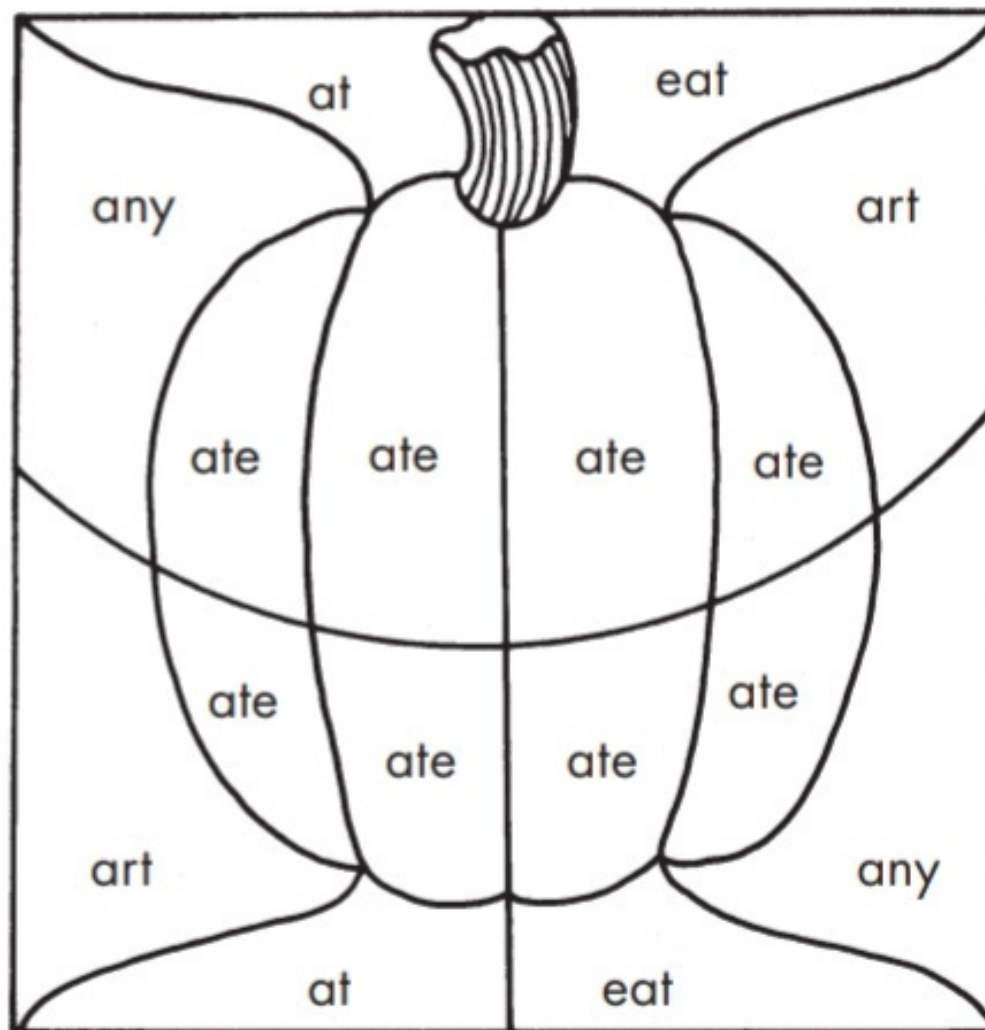
ate

ate

ate

Write **ate**.

Find each **ate**. Color that space orange.
Then color the rest of the picture.






ENGLISH
CREATED RESOURCES

Name: _____

Sight Word: away

Trace.



Tracing practice for the word "away" on three sets of handwriting lines (top solid, middle dashed, bottom solid). Each set shows the word "away" written in a dashed font for tracing.

Find each **away**. Color that space pink. Then color the rest of the picture.



Write **away**.

Handwriting practice lines for writing the word "away". It consists of three sets of lines: a top solid line, a middle dashed line, and a bottom solid line.



ENGLISH
CREATED RESOURCES

Name: _____

Sight Word: be

Trace.




be

be

be

Write **be**.

Find each **be**. Color that space yellow.
Then color the rest of the picture.






ENGLISH
CREATED RESOURCES

Name: _____

Sight Word: big

Trace.




Tracing practice for the word "big". It consists of three rows of handwriting lines (top solid, middle dashed, bottom solid). Each row contains the word "big" written in a dashed font for tracing.

Write **big**.

Blank handwriting lines for independent practice of the word "big". It includes three rows of lines (top solid, middle dashed, bottom solid).

Find each **big**. Color that owl brown.
Then color the rest of the picture.






ENGLISH
CREATED RESOURCES

Name: _____

Sight Word: blue

Trace.



blue

blue

blue

Write **blue**.

Find each **blue**. Color that bird blue.
Then color the rest of the picture.

