



ENGLISH
CREATED RESOURCES

then

and

the

with

but

that

when

were

use

PART ONE

SIGHT

WORDS

WORKSHEETS

go

has

your

how

people

come

© Copyright English Created Resources 2020.
All rights reserved.

Name

Sight Word!

and

Colour it:

and

Trace it:

and and and

Hightlight it:

and

did

had

and

and

all

and

but

not

and

get

and

Write it:

Put in a sentence:

I see a dog _____ a cat.

Build it:

--	--	--

Box it:

d	n	d
---	---	---

Cut:

a	d	n
---	---	---

Name

Sight Word!

the

Colour it:

the

Trace it:

the the the

Hightlight it:

the	and	will	the
then	the	when	the
the	that	the	use

Write it:

Put in a sentence:

red fox jumps.

Build it:

--	--	--

Box it:

t	h	e
---	---	---

Cut:

t	e	h
---	---	---

Name

Sight Word!

you

Colour it:

you

Trace it:

you you you

Hightlight it:

their

you

the

day

your

you

they

you

you

but

you

you

Write it:

Put in a sentence:

The cake is for _____ .

Build it:

--	--	--

Box it:

y	o	u
---	---	---

Cut:

u	y	o
---	---	---

Name

was

Sight Word!

Colour it:

was

Trace it:

was was was

Hightlight it:

what

when

was

was

were

was

was

were

will

was

with

was

Write it:

Put in a sentence:

I _____ playing with you.

Build it:

--	--	--

Box it:

w	d	s
---	---	---

Cut:

s	w	a
---	---	---

Name

Sight Word!

of

Colour it:

of

Trace it:

of of of of

Hightlight it:

do	of	is	of
of	in	of	on
of	an	of	if

Write it:

Put in a sentence:

I see a lot _____ clouds.

Build it:

--	--

Box it:

o	f

Cut:

f	o
---	---

Name

Sight Word!

to

Colour it:

to

Trace it:

to to to to

Highlight it:

to	on	to	for
he	to	to	all
in	to	at	to

Write it:

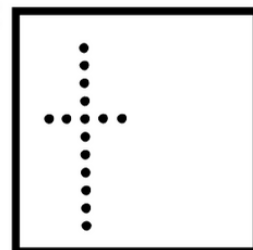

Put in a sentence:

I will go _____ my grandma.


Build it:

--	--

Box it:

Cut:

	
---	---

Name

in

Sight Word!

Colour it:

in

Trace it:

in in in in

Hightlight it:

is	in	as	in
in	in	in	to
but	be	in	it

Write it:

Put in a sentence:

The horse is _____ the barn.

Build it:

--	--

Box it:

i	n

Cut:

n	i
---	---

Name

Sight Word!



Colour it:

is

Trace it:

is is is is

Hightlight it:

is	is	so	is
by	are	is	this
as	is	she	is

Write it:

Put in a sentence:

The boy _____ on the swing.

Build it:

--	--

Box it:

i	s

Cut:


S	i
---	---

Name

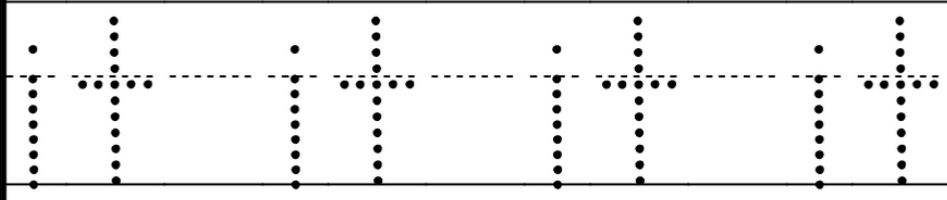


Sight Word!

Colour it:




Trace it:



Highlight it:

do	at	it	it
it	it	be	I
of	an	it	it

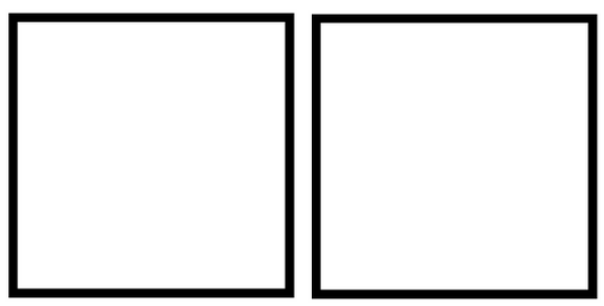
Write it:



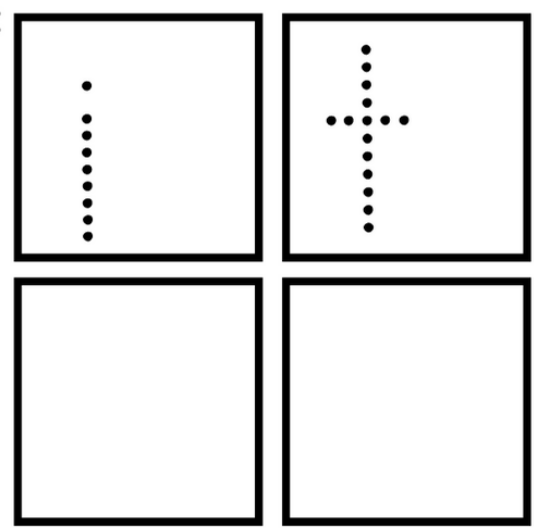
Put in a sentence:

_____ is part of the puzzle.


Build it:



Box it:



Cut:



Name



Sight Word!

Colour it:

he

Trace it:

he he he

Hightlight it:

he	is	he	it
it	he	be	he
he	and	he	she

Write it:

Put in a sentence:

_____ throws the ball.

Build it:

--	--

Box it:

h	e

Cut:

e	h
---	---

Name

Sight Word!

that

Colour it:

that

Trace it:

that that

Hightlight it:





the	that	that	this
that	they	that	that
them	that	their	then

Write it:

Put in a sentence:

I saw _____ movie.

Write the first letter of each picture to spell the sight word.

Name

Sight Word!

for

Colour it:

for

Trace it:

for for

Highlight it:

for	from	for	of
for	was	from	for
will	for	if	for

Write it:

Put in a sentence:

The toy is _____ you.

Build it:

--	--	--

Box it:

f	o	r

Cut:

o	f	r
---	---	---

Name

on

Sight Word!

Colour it:

on

Trace it:

on on on

Hightlight it:

on	an	on	on
and	on	an	he
on	and	at	on

Write it:

Put in a sentence:

She sat _____ the chair.

Build it:

--	--

Box it:

o	n

Cut:

n	o
---	---

Name

Sight Word!

are

Colour it:

are

Trace it:

are are are

Hightlight it:

are

and

how

are

are

was

are

for

will

are

use

are

Write it:

Put in a sentence:

The cat and dog _____ big.

Build it:

--	--	--

Box it:

a	r	e
---	---	---

Cut:

r	a	e
---	---	---

Name

as

Sight Word!

Colour it:

as

Trace it:

as as as

Hightlight it:

as	an	as	on
and	as	an	as
as	and	at	as

Write it:



Put in a sentence:

I am _____ tall _____ you.

Build it:

--	--

Box it:

Cut:

	
---	---

Name

Sight Word!

his

Colour it:

his

Trace it:

his his his

Hightlight it:

had	his	did	his
his	was	his	for
his	did	his	had

Write it:

Put in a sentence:

He put _____ shoes under the chair.

Build it:

--	--	--

Box it:

h	i	s

Cut:

i	h	s
---	---	---

Name

with

Sight Word!

Colour it:

with

Trace it:

with with

Hightlight it:

will

with

that

with

with

they

with

when

with

that

will


with

Write it:

Put in a sentence:

I will play _____ you.

Write the first letter of each picture to spell the sight word.



Name

Sight Word!

they

Colour it:

they

Trace it:

they they

Hightlight it:


they	the	they	them
that	they	the	they
they	that	then	they

Write it:

Put in a sentence:

_____ will go for a walk.

Write the first letter of each picture to spell the sight word.



Name

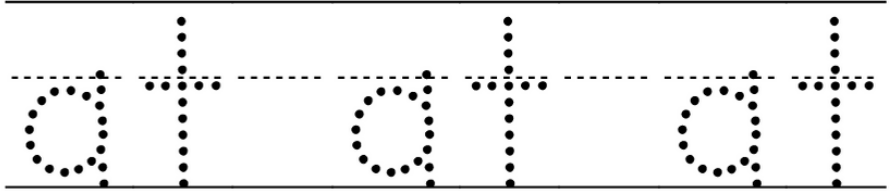
Sight Word!



Colour it:

at

Trace it:



Hightlight it:

at	an	at	at
and	as	an	at
at	and	at	as

Write it:

Handwriting practice lines for the word 'at'.

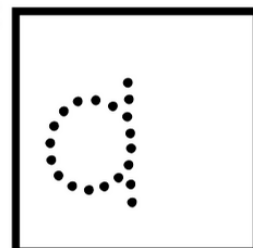
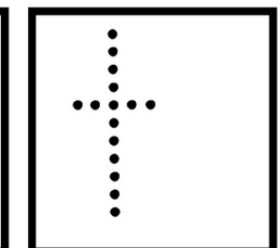
Put in a sentence:

Look _____ my cat.

Build it:

Two empty boxes for building the word 'at'.

Box it:

Cut:



Name

Sight Word!



Colour it:

be

Trace it:

be be be

Highlight it:

by	do	be	be
be	as	be	do
no	be	by	be

Write it:

Handwriting practice lines for the word 'be'.

Put in a sentence:

I want to _____ a doctor.

Build it:

Two empty boxes for building the word 'be'.

Box it:

Four boxes for cutting out the letters 'b' and 'e'. The top row contains dotted versions of 'b' and 'e'. The bottom row contains empty boxes.

Cut:

Two dark grey boxes containing the letters 'e' and 'b' for cutting out.

Name

Sight Word!

this

Colour it:

this

Trace it:

this this this

Hightlight it:


they	this	they	this
this	the	this	them
they	this	then	this

Write it:

Put in a sentence:

I like _____ book.

Write the first letter of each picture to spell the sight word.



Name

Sight Word!

have

Colour it:

have

Trace it:

have have have

Hightlight it:


had	have	they	have
have	the	have	this
they	have	had	have

Write it:

Put in a sentence:

I _____ two cupcakes.

Write the first letter of each picture to spell the sight word.



Name

from

Sight Word!

Colour it:

from

Trace it:

from from from

Hightlight it:

find

from

first

from

from

find

from

for

first

from

from


for

Write it:

Put in a sentence:

I got a present _____ my sister.

Write the first letter of each picture to spell the sight word.



Name

Sight Word!

or

Colour it:

or

Trace it:

or or or

Hightlight it:

so	or	or	no
or	or	go	do
no	so	or	or

Write it:

Put in a sentence:

Do you like cookies _____ ice cream?

Build it:

--	--

Box it:

o	r

Cut:

r	o
---	---

Name

one

Sight Word!

Colour it:

one

Trace it:

one one one

Hightlight it:

call

one

call

one

one

was

one

one

can

one

can

had

Write it:

Put in a sentence:

I have _____ balloon.

Build it:

--	--	--

Box it:

o	n	e
---	---	---

Cut:

e n o



ENGLISH

CREATED RESOURCES

English Created Resources prides itself on providing everything a learner needs to improve the level of English.

Such materials are provided for free download to be available always for learners around the world. You can find English ESL worksheets for home learning, online practice, distance learning and for English classes.

Our Website helps you to give your child a boost using our free, printable worksheets. You will be able to help your child with his grammar skills with our printable worksheets that focus on using punctuation, reading and writing. Such Worksheets are a useful learning tool for kids who are trying to read, write or want to practice their English language skills at home.

Follow us:



Contact us:



Beni Suef, Egypt



createdres@gmail.com



www.eslworksheetpdf.com
www.nortechplus.com

