

# JANUARY WORKBOOK

## PRESCHOOL & PRE-K



My  
January  
Work Book

**50  
Pages**

Name: \_\_\_\_\_

### Number Matching

Draw a line from each picture to the correct number. Color the pictures.

	2
	1
	4
	5
	3

© 2024 English Created Resources

Name: \_\_\_\_\_

### Shape Sort: Cut and Paste

Color the pictures. Cut and paste the shapes in the correct column.


© 2024 English Created Resources

Name: \_\_\_\_\_

### Numbers or Letters

Color the snowmen. Cut and paste them into the correct box.

Letters

Numbers


© 2024 English Created Resources

Name: \_\_\_\_\_

### Snowman Counting

Count the snowballs on each snowman. Cut and paste the correct number to each snowman. Color the pictures.

<input type="text"/>	<input type="text"/>	<input type="text"/>	<input type="text"/>	<input type="text"/>

3 4 1 5 2

© 2024 English Created Resources

Name: \_\_\_\_\_

### Shapes Tracing: Star

Trace and color all the Stars.


© 2024 English Created Resources

Name: \_\_\_\_\_

### Marshmallow Counting

Count the marshmallows in each cup. Cut and paste the correct number to each square.


8 7 6 9

© 2024 English Created Resources

Name: \_\_\_\_\_

### Number Sort 6-9

Read the numbers on the snowman. Cut and paste the correct number of snowflakes.


© 2024 English Created Resources

Name: \_\_\_\_\_

### Winter Animals Graphing

Color the pictures. Cut and paste each picture to the correct row. Count each row.

	<input type="text"/>	<input type="text"/>	<input type="text"/>	<input type="text"/>
	<input type="text"/>	<input type="text"/>	<input type="text"/>	<input type="text"/>
	<input type="text"/>	<input type="text"/>	<input type="text"/>	<input type="text"/>
	<input type="text"/>	<input type="text"/>	<input type="text"/>	<input type="text"/>

Color the item with the MOST:

Color the item with the LEAST:

© 2024 English Created Resources



© **Copyright English Created Resources. All rights reserved.**

This printable was created for you to use at home or with students in a classroom setting.

### **YOU MAY**

- Download to your computer.
- Use this file for personal use at home.
- Use in your classroom.
- Print as many copies as you would like for personal and classroom use only.

### **YOU MAY NOT**

- Extract or edit this printable.
- Share this PDF on Whatsapp, Facebook, Telegram, personal blog/website or by any other means without prior permission of the publisher.
- Upload the images onto your Facebook page or group without giving credit to **English Created Resources and sharing its website link.**
- Store or sell them on any website.
- Claim them as your own.
- **PRINT, SELL OR DISTRIBUTE THEM TO OTHERS.**

**Clipart and elements found in this PDF are copyrighted and cannot be extracted or used outside of this file without permission or license.**

**For more FREE materials follow us on:**

 <https://facebook.com/createdres>

 <https://t.me/freebooks4all>

 <https://twitter.com/createdres>

 <https://vk.com/createdres>

 <https://www.pinterest.com/createdres>

 <https://www.instagram.com/createdres>

 <https://www.threads.net/@createdres>

***Thank you for your download!***



My

January  
Work Book










This Book Belongs to

Name: \_\_\_\_\_

# Shapes: Star

Trace the words and color the Stars.




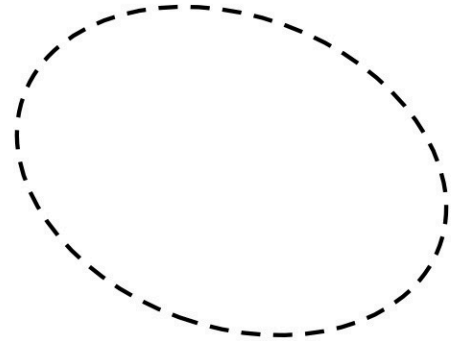



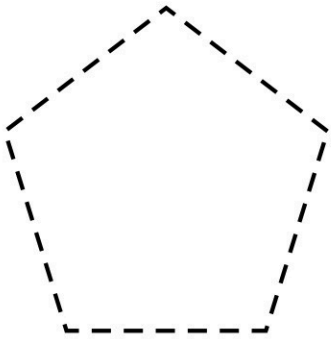


star star



Name: \_\_\_\_\_

# Shapes Tracing: Star

Trace and color all the Stars.



Name: \_\_\_\_\_

# Shape Maze: Stars


Help the girl find her way through the maze by coloring the Stars.




Name: \_\_\_\_\_

# Colors and Shapes

Use the color code to color the Snowman shapes.


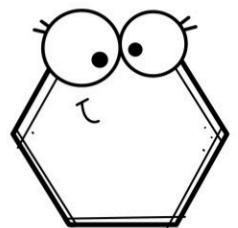
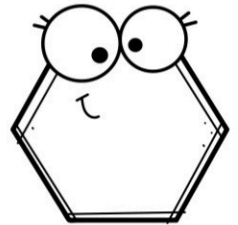









Name: \_\_\_\_\_



# Shape Sort: Cut and Paste

Cut and paste the shapes to the correct square.





Name: \_\_\_\_\_

# Shape Sort: Cut and Paste


Color the pictures. Cut and paste the shapes in the correct columns.



Name: \_\_\_\_\_

# Number Sort 6-9



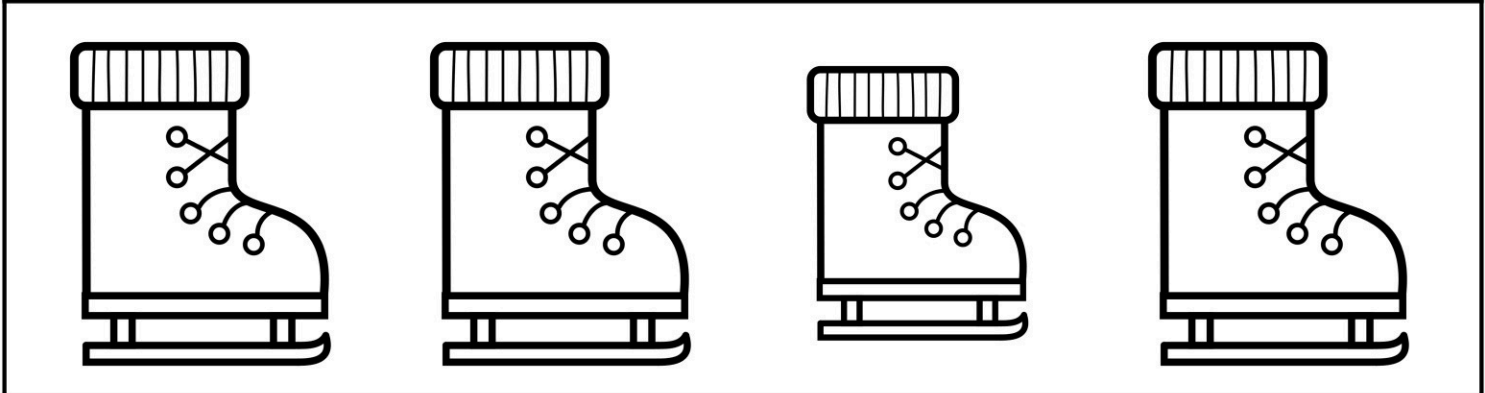
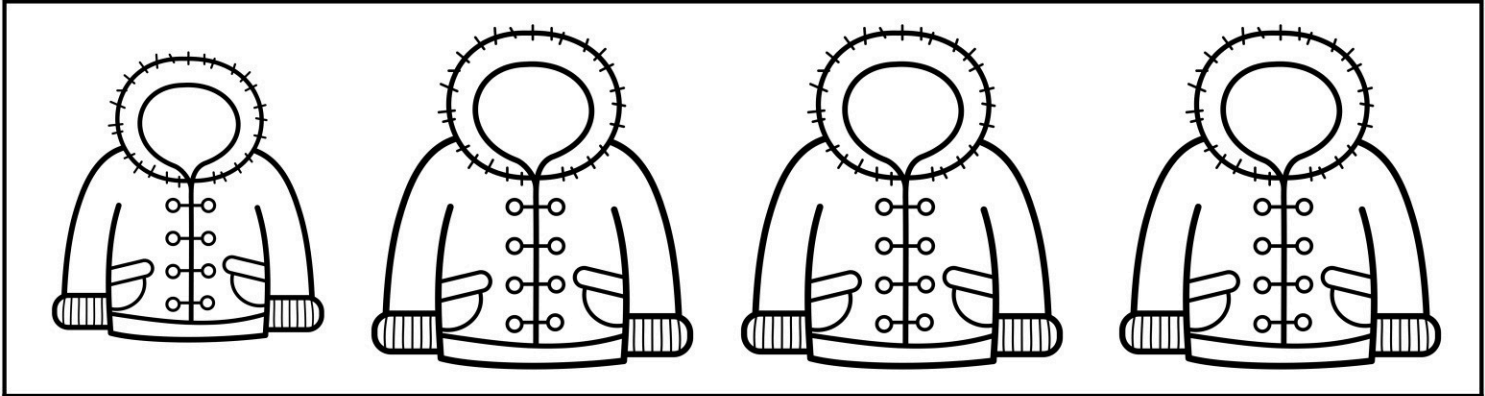
Read the numbers on the snowman. Cut and paste the correct number of snowflakes.



Name: \_\_\_\_\_

# Big or Small?



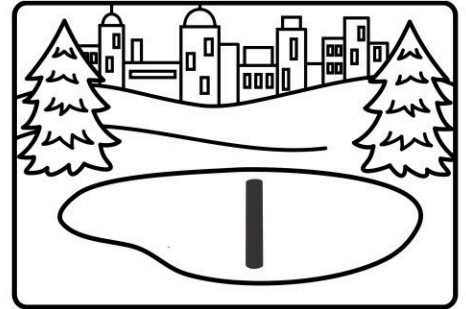






Color the Smallest picture in each row.



Name: \_\_\_\_\_

# Number Matching



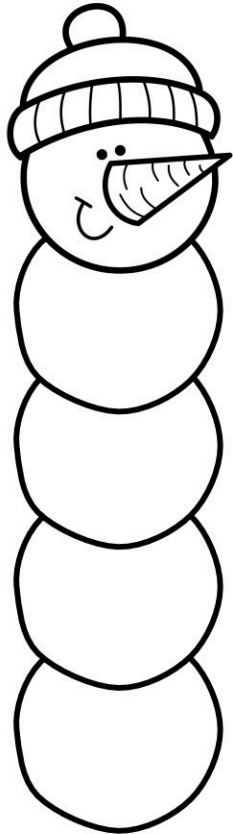
Draw a line from each picture to the correct number. Color the pictures.



Name: \_\_\_\_\_

# Snowman Counting

Count the snowballs on each snowman.  
Cut and paste the correct number to each snowman. Color the pictures.



3

4

1





5

2

Name: \_\_\_\_\_

# Marshmallow Counting

Count the marshmallows in each cup. Cut and paste the correct number to each square.





















8	7	6	9
---	---	---	---

Name: \_\_\_\_\_



# Which is more?

Color the penguin in each box with the biggest number.

Name: \_\_\_\_\_


# Snowflake Counting 1-10

Count the snowflakes. Draw a line to the correct number.  
Color the pictures.

5




8




2




10




3




6



1




9



4



7


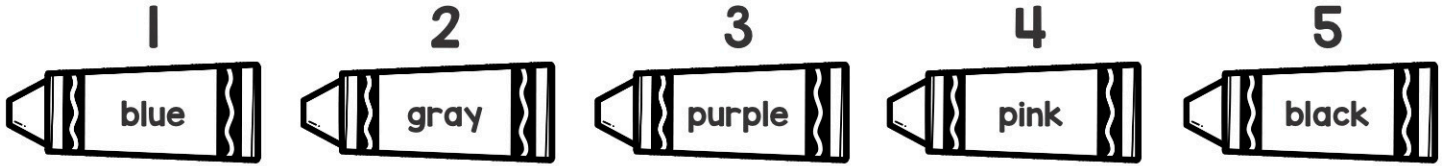




Name: \_\_\_\_\_

# Color by Number 1-5

Use the color code to color the picture.















Name: \_\_\_\_\_



# Counting Polar Bears: 5-10

Color the correct number of polar bears in each box. Trace the numbers.



Name: \_\_\_\_\_

# Numbers or Letters

Color the snowmen. Cut and paste them into the correct box.

**Letters**





**Numbers**




Name: \_\_\_\_\_

# Winter Animals Graphing


Color the pictures. Cut and paste each picture to the correct row. Count each row.













				
				
				
				

Color the item with the MOST:



Color the item with the LEAST:




Name: \_\_\_\_\_


# Ten Frames: 7-8

Cut and paste the correct number of ice skates to each frame. Color the pictures.



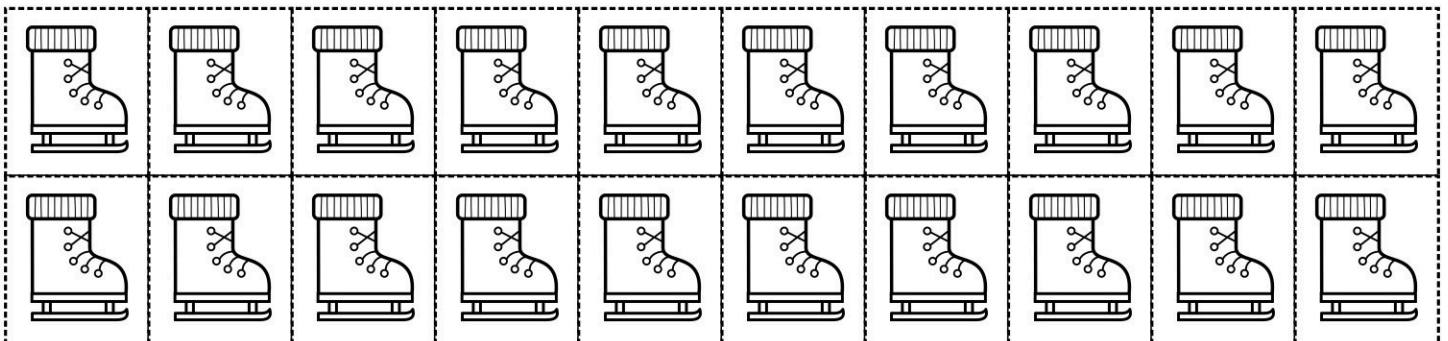

seven

7




eight


8



Name: \_\_\_\_\_

# Ten Frames: 9-10


Cut and paste the correct number of snowflakes to each frame. Color the pictures.




nine  
9




ten  
10
















Name: \_\_\_\_\_



# Big or Small?

Color the BIGGEST picture in each row.





Name: \_\_\_\_\_



# Mittens Letter Matching

Cut and paste the lowercase letters to the correct boxes.











Name: \_\_\_\_\_

# Match the Snowball to the Snowman

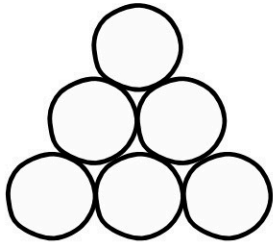

Count the dots on each snowball and draw a line to the snowman with the correct number.



Name: \_\_\_\_\_

# Snowball Counting

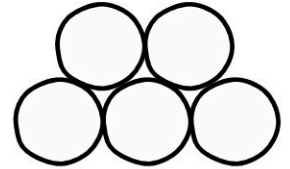
Count the snowballs in each box. Color the snowball with the correct number.  
Color the pictures.



7

6

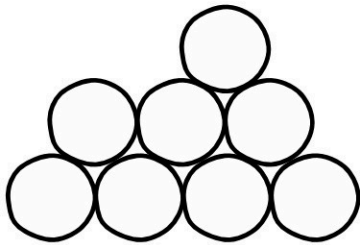

3



5

4

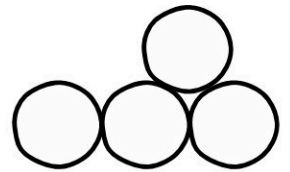
2



5

6

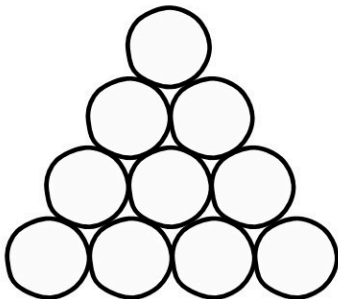

8



4

3

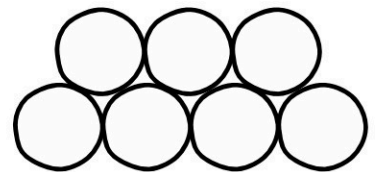
1



9

10

6



8

5


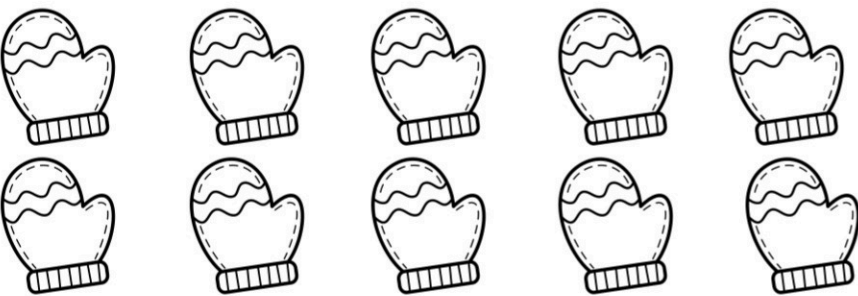



7

Name: \_\_\_\_\_



# Number Sort 6-10

Color the pictures. Count the pictures in each row.  
Cut and paste the correct number in each box.

9

7

8

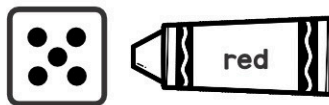
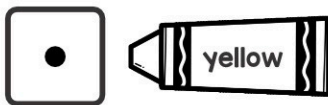
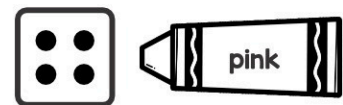
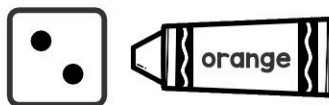
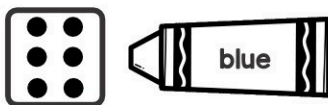
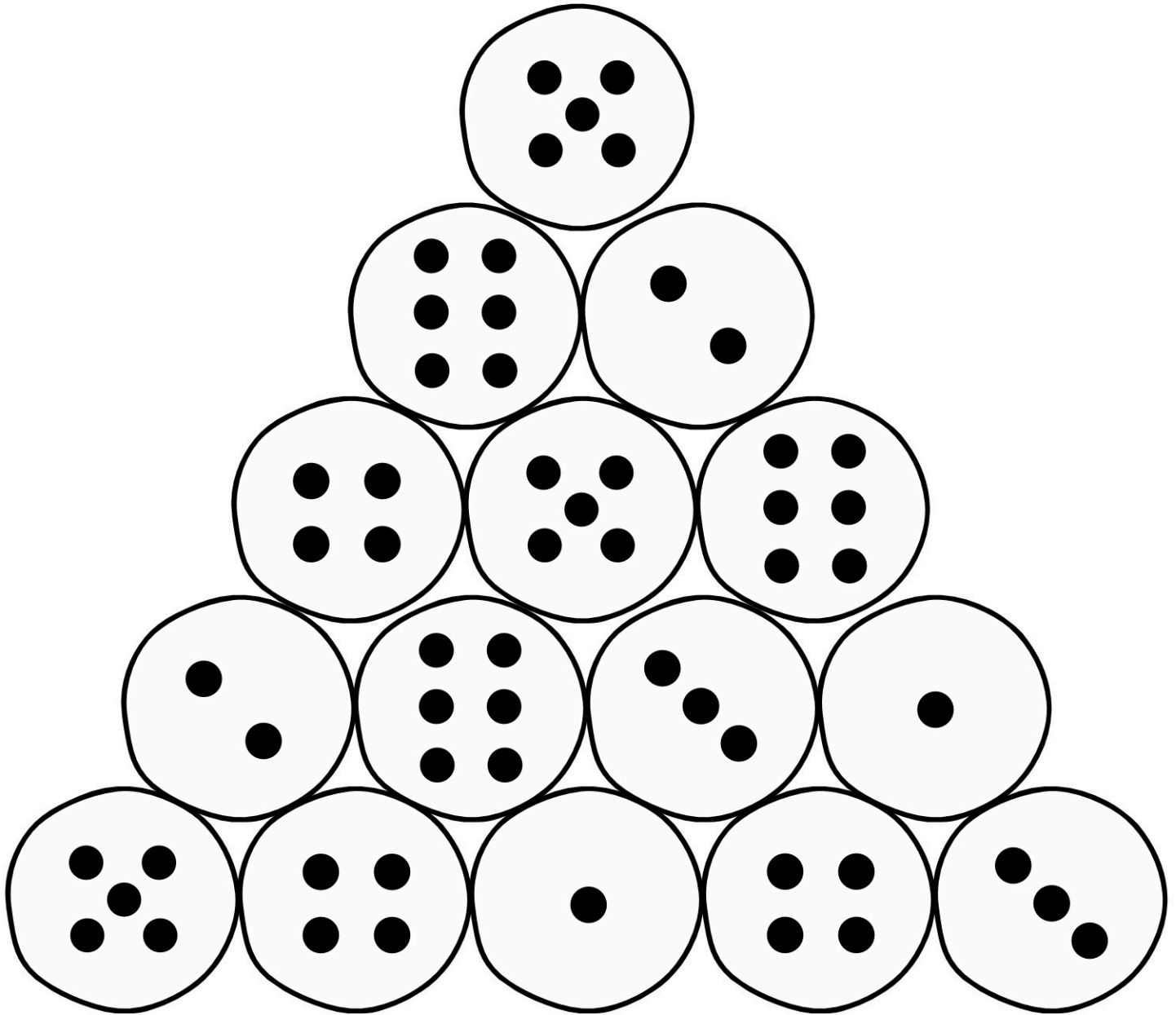
10

6

Name: \_\_\_\_\_

# Roll and Color: Snowballs






Roll the dice. Use the color code to color the picture with the correct number of dots.  
Roll until all pictures are colored.



Name: \_\_\_\_\_

# Counting Snowflakes

Color the correct number of snowflakes under each cloud.









Name: \_\_\_\_\_



# Snowman Number Tracing 1-9


Trace the numbers on each snowman. Color the snowmen.



Name: \_\_\_\_\_

# Colorful Mittens

Color each mitten the correct color.



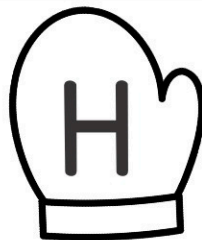
















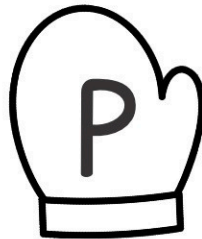







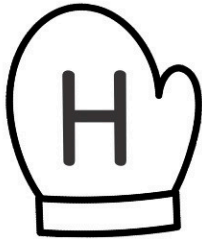









Name: \_\_\_\_\_

# Missing Mittens

Fill in the missing uppercase letters.

A B C D E F G H I J K L M N O P Q R S T U V W X Y Z





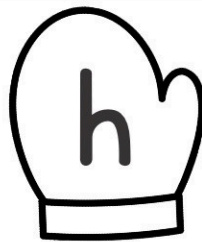


































Name: \_\_\_\_\_

# Missing Mittens

Fill in the missing lowercase letters.

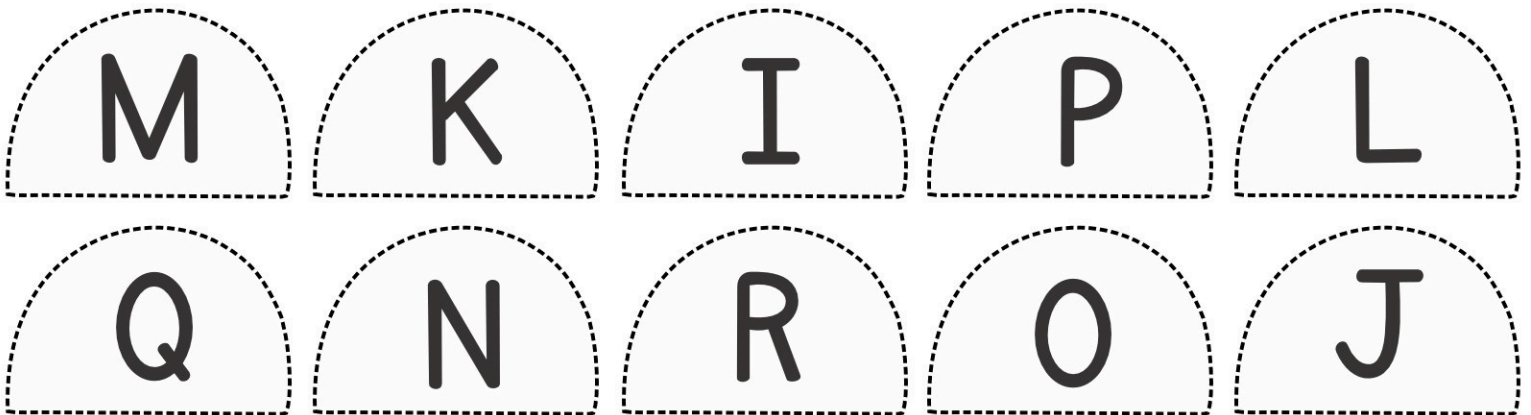
a b c d e f g h i j k l m n o p q r s t u v w x y z



Name: \_\_\_\_\_

# Winter Hats Letter Matching



Cut and paste the matching uppercase letters.



Name: \_\_\_\_\_

# Snowflake Tracing Practice

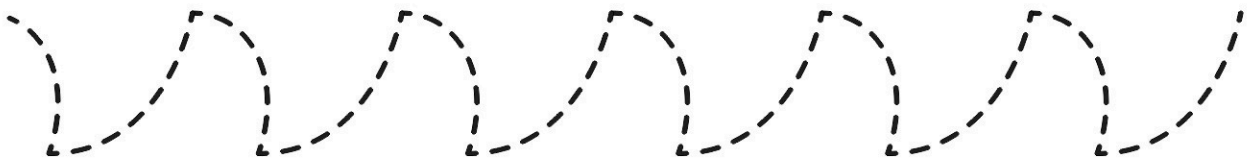


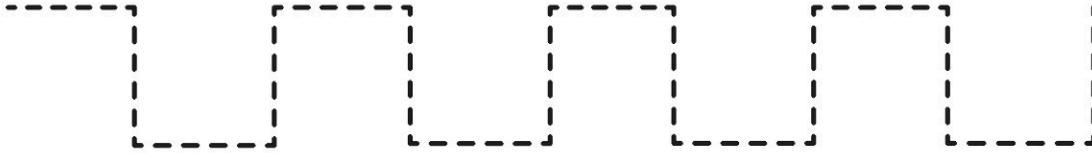
Color the clouds and trace the lines.



Name: \_\_\_\_\_

# Ice Skating Line Tracing Practice

Trace each line and color the pictures.




Name: \_\_\_\_\_



# Handwriting Practice: A-Z

Trace each uppercase letter.





A	B	C	D
E	F	G	H
I	J	K	L
M	N	O	P
Q	R	S	T
U	V	W	X
Y	Z		

Name: \_\_\_\_\_

# Handwriting Practice: a-z

Trace each lowercase letter.










a	b	c	d	
e	f	g	h	
i	j	k	l	
m	n	o	p	
q	r	s	t	u
v	w	x	y	z

Name: \_\_\_\_\_

# Upper and Lowercase Letters

Use the color code to color the pictures.






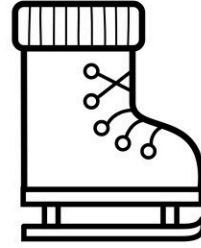
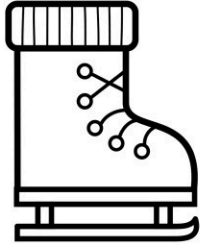
Uppercase	
Lowercase	



Name: \_\_\_\_\_

# Pattern Making

Color the pictures. Cut and paste the pictures to complete the pattern.














Name: \_\_\_\_\_



# Number Order 1-12








Cut and paste the numbers in the correct order.



Name: \_\_\_\_\_

# Winter Friends Find and Count

Find and color each winter friend below. Write how many you find in their box.



Name: \_\_\_\_\_

# Order by Size






Color the pictures at the bottom. Cut them out. Paste them in the row from smallest to biggest.



Name: \_\_\_\_\_

# Winter Colors

Read the word on the cocoa mug and color the mug with that color.




Name: \_\_\_\_\_

# January Rhyming

Color the rhyming pictures in each row.




pan




cap



can




rat




hen




ten



jet



wig



dog



pen



sit




kit




fig



lid




bib



dog



tub



dot




log




hop




mug



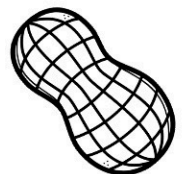
bun



rug



sub











nut

Name: \_\_\_\_\_

# Winter CVC Words

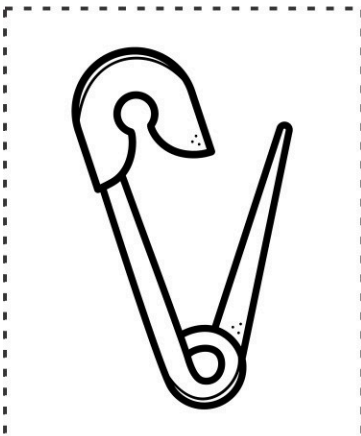
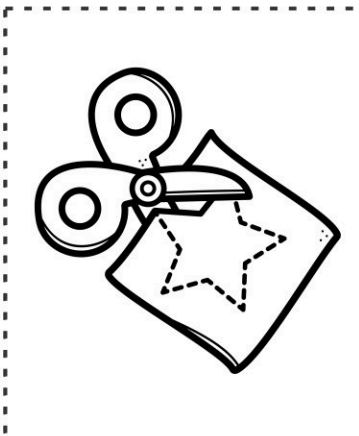




Cut out the pictures. Match the pictures to the word. Paste the pictures in their correct box.



Name: \_\_\_\_\_

# Winter CVC Words

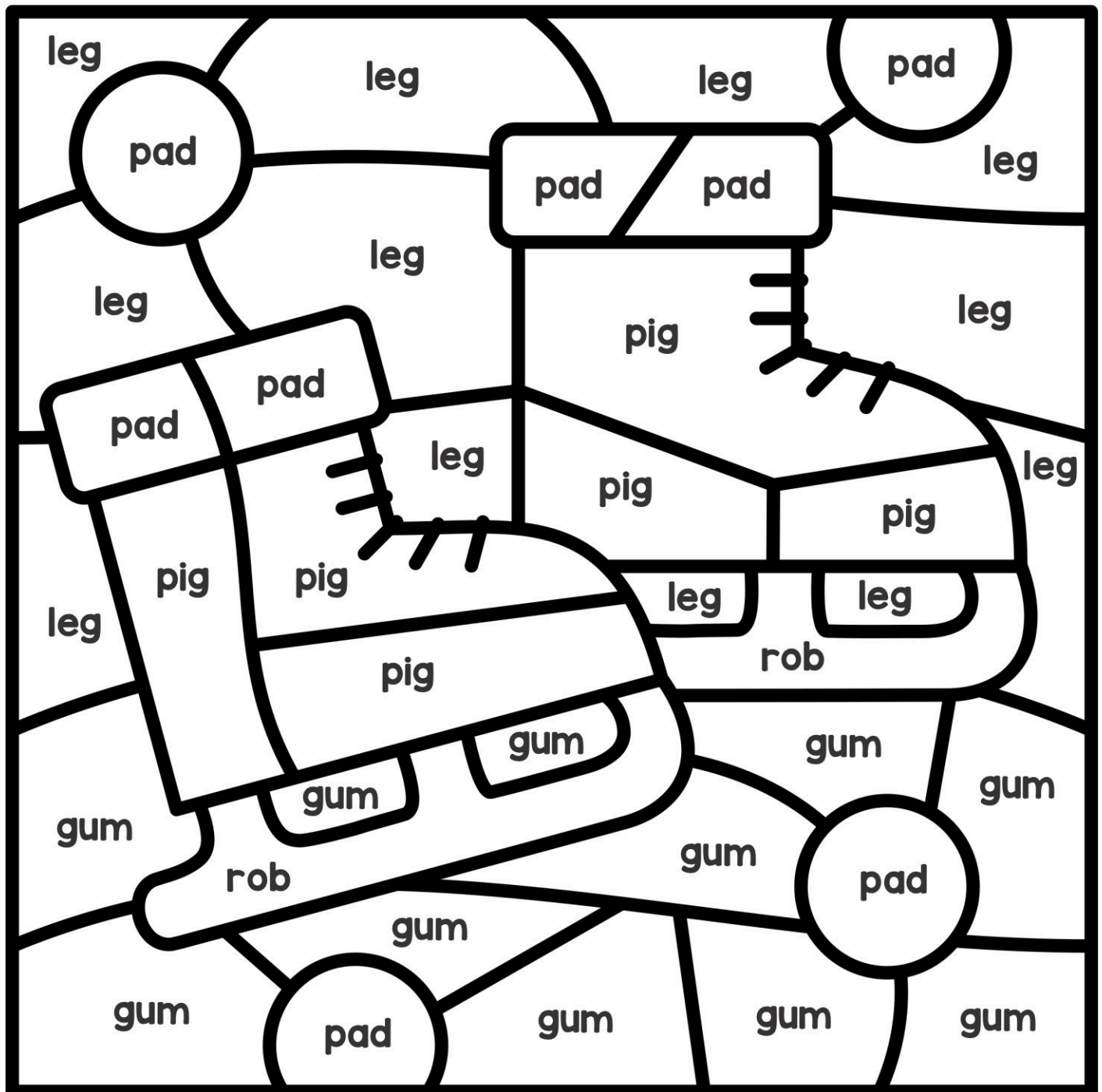
Cut out the pictures. Match the pictures to the word. Paste the pictures in their correct box.



Name: \_\_\_\_\_

# Color by CVC

Find the word and use the color code to finish the picture.





Name: \_\_\_\_\_



# CVC Find and Color

Color the correct word in each box. Color the pictures.



bad

sad



bed

wed




win

fin



fog

jog



mug

hug




run

nun



ham

jam



hen

men




tag

bag


Name: \_\_\_\_\_

# CVC Word Match

Draw a line from the picture to the correct word. Trace the words and color the pictures.



mom




cup



tag



men



dip

Name: \_\_\_\_\_

# Color by Sight Word

Use the sight word color code to color the pictures.

**for**



**funny**



**go**



Name: \_\_\_\_\_



# Sight Word Sort: Cut and Paste

Cut and paste the sight word into the correct box.



--	--	--



--	--	--



--	--	--

for

go

funny

for

go

funny

for

go





funny

Name: \_\_\_\_\_



# Sight Word Find and Color

Color the pictures that matches the word in the first box.





English Created Resources prides itself on providing everything a learner needs to improve the level of English.

Such materials are provided for free download to be available for learners around the world. You can find English ESL worksheets for home learning, online practice, distance learning and for English classes.

Our Website helps you to give your child a boost using our free printables. You will be able to help your child with his grammar skills with our printables that focus on using punctuation, reading and writing. Such worksheets are a useful learning tool for kids who are trying to read, write or want to practice their English language skills at home.

## Designed by English Created Resources



**Beni Suef, Egypt**



**copyrightsupport@createdres.com**



**[createdres.com](https://www.createdres.com)**

**[www.nortechplus.com](https://www.nortechplus.com)**

**For more FREE materials follow us on:**



**<https://facebook.com/createdres>**



**<https://twitter.com/createdres>**



**<https://www.pinterest.com/createdres>**



**<https://t.me/freebooks4all>**



**<https://www.instagram.com/createdres>**



**<https://vk.com/createdres>**

