

CAMPING

BULLETIN BOARD



Our class is full of
HAPPY CAMPERS!





© Copyright English Created Resources. All rights reserved.

This printable was created for you to use at home or with students in a classroom setting.

YOU MAY

- Download to your computer.
- Use this file for personal use at home.
- Use in your classroom.
- Print as many copies as you would like for personal use only.

YOU MAY NOT

- Extract or edit this printable.
- Share this PDF on Whatsapp, Facebook, Telegram, personal blog/website or by any other means without prior permission of the publisher.
- Upload the images onto your Facebook page or group without giving credit to **English Created Resources and sharing its website link.**
- Store or sell them on any website.
- Claim them as your own.
- **PRINT , SELL OR DISTRIBUTE THEM TO OTHERS.**

Clipart and elements found in this PDF are copyrighted and cannot be extracted or used outside of this file without permission or license.

For more FREE materials follow us on:

 <https://facebook.com/createdres>

 <https://t.me/freebooks4all>

 <https://twitter.com/createdres>

 <https://vk.com/createdres>

 <https://www.pinterest.com/createdres>

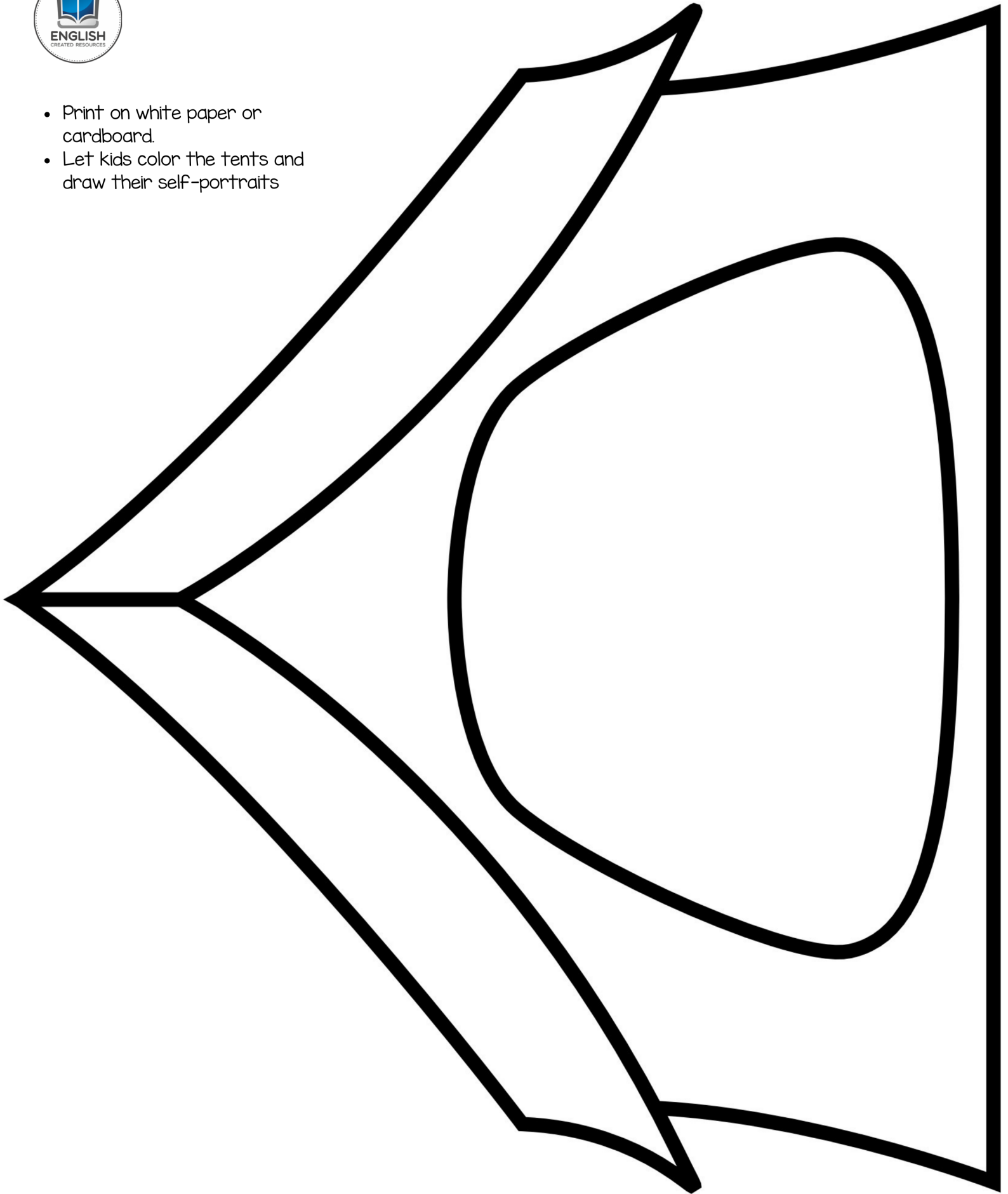
 <https://www.instagram.com/createdres>

 <https://www.threads.net/@createdres>

Thank you for your download!




- Print on white paper or cardboard.
- Let kids color the tents and draw their self-portraits






- Print on white paper or cardboard.
- Let kids color the tents and draw their self-portraits



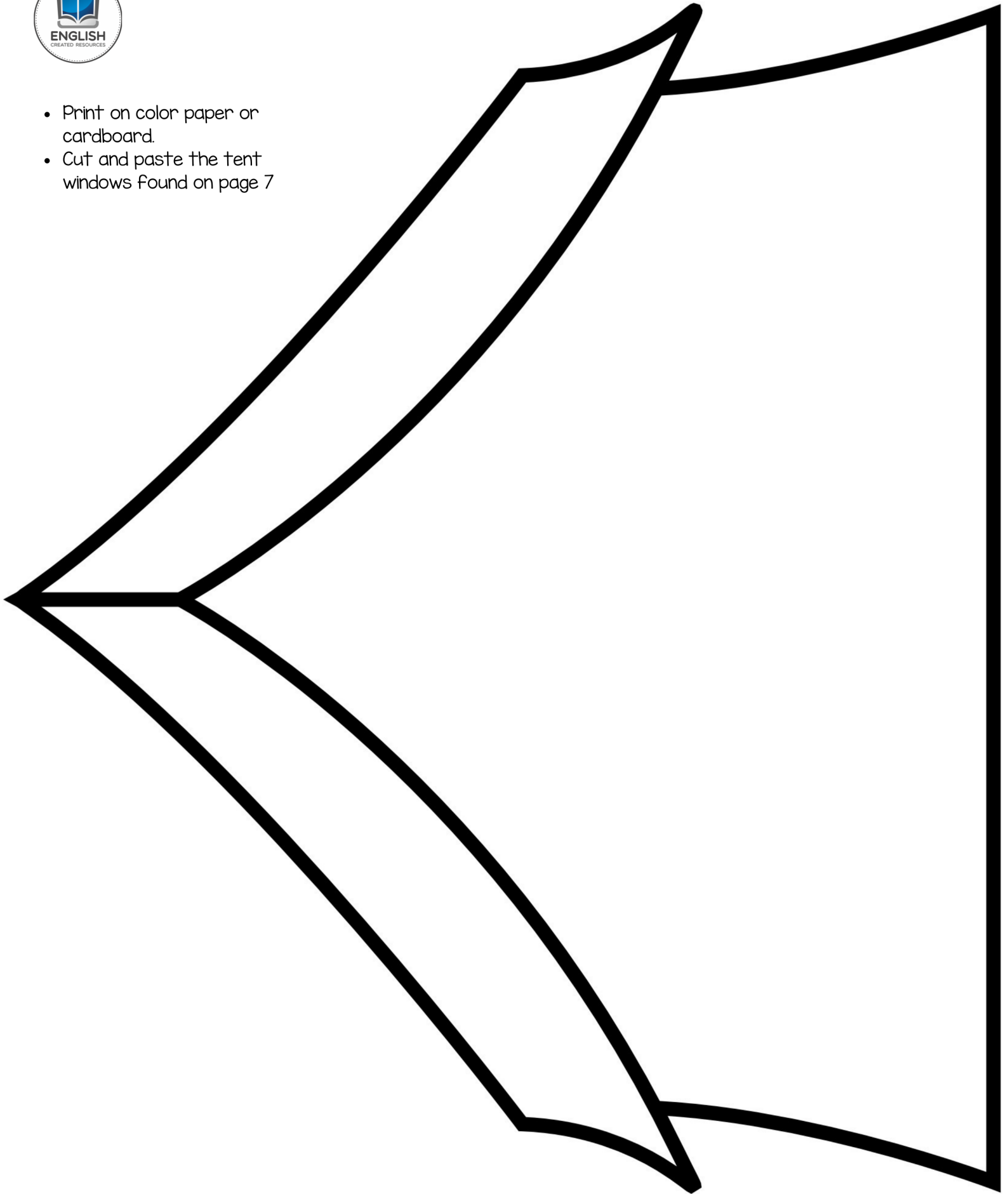


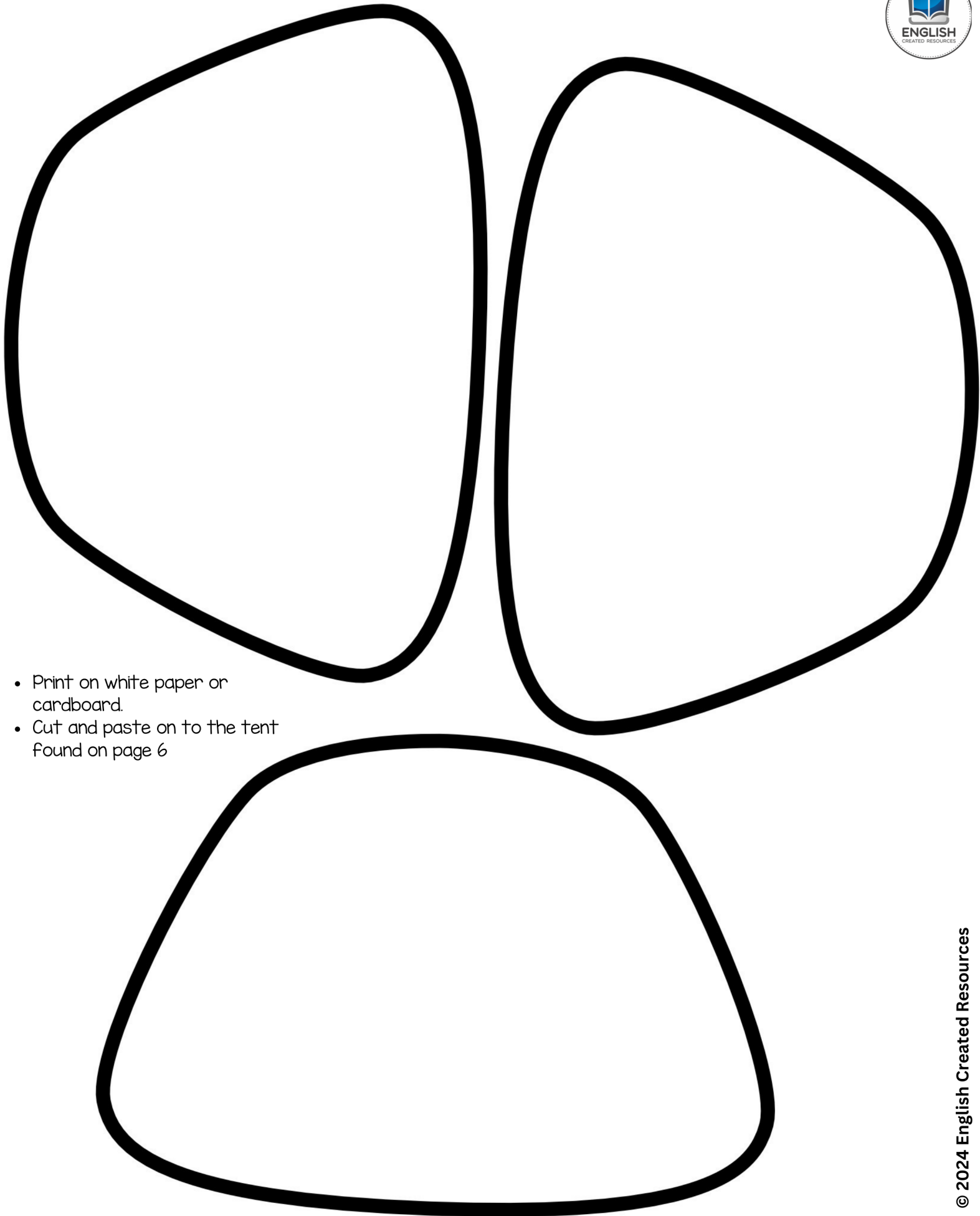
- Print on color paper or cardboard.
- Cut and paste the tent windows found on page 8






- Print on color paper or cardboard.
- Cut and paste the tent windows found on page 7





- Print on white paper or cardboard.
- Cut and paste on to the tent found on page 6



- Print on white paper or cardboard.
- Cut and paste on to the tent found on page 5




- Print on green paper or cardboard.
- Cut around the black border






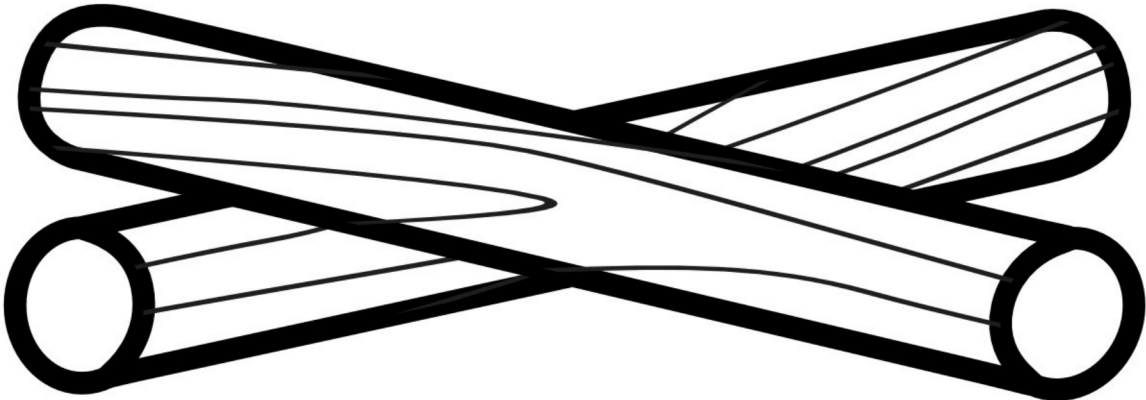
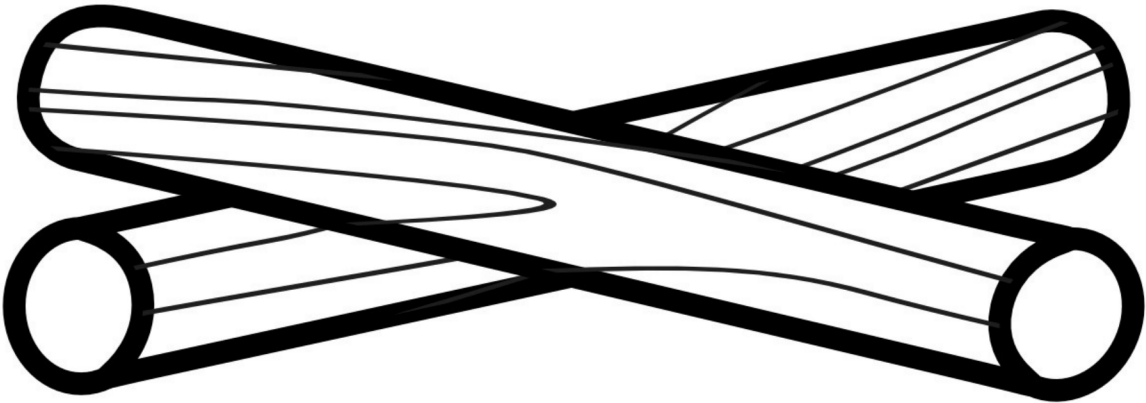
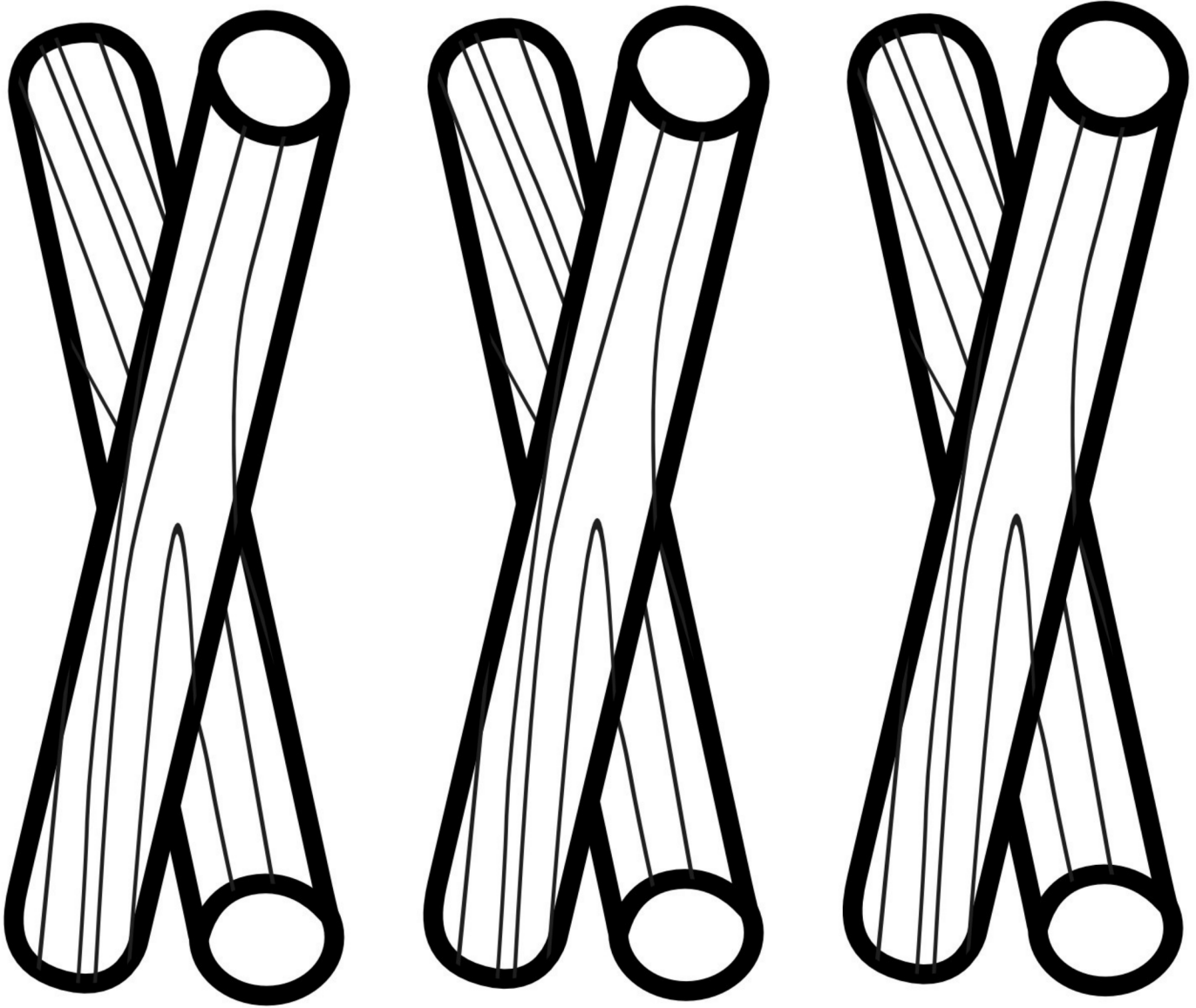
- Print on yellow paper or cardboard.
- Cut around the black border







- Print on yellow paper or cardboard.
- Cut around the black borders






- Print on brown paper or cardboard.
- Cut around the black border

- Print on yellow paper or cardboard.
- Cut around the black border








- Print on white paper or cardboard.
- Let kids color the picture





- Print on light blue or white paper or cardboard.







Our
HAPPY

class is fu

Y C A M

ull of

PEPERS!

- Print on 3 letter size sheets
- Paste to together to make a large poster
- Cut around the brown border





© **Copyright English Created Resources. All rights reserved.**

This printable was created for you to use at home or with students in a classroom setting.

YOU MAY

- Download to your computer.
- Use this file for personal use at home.
- Use in your classroom.
- Print as many copies as you would like for personal use only.

YOU MAY NOT

- Extract or edit this printable.
- Share this PDF on Whatsapp, Facebook, Telegram, personal blog/website or by any other means without prior permission of the publisher.
- Upload the images onto your Facebook page or group without giving credit to **English Created Resources and sharing its website link.**
- Store or sell them on any website.
- Claim them as your own.
- **PRINT , SELL OR DISTRIBUTE THEM TO OTHERS.**

Clipart and elements found in this PDF are copyrighted and cannot be extracted or used outside of this file without permission or license.

For more FREE materials follow us on:

 <https://facebook.com/createdres>

 <https://t.me/freebooks4all>

 <https://twitter.com/createdres>

 <https://vk.com/createdres>

 <https://www.pinterest.com/createdres>

 <https://www.instagram.com/createdres>

 <https://www.threads.net/@createdres>

Thank you for your download!