



Preschool and Kindergarten

# SPRING

## ACTIVITY BOOK





© Copyright English Created Resources. All rights reserved.

This printable was created for you to use at home or with students in a classroom setting.

**YOU MAY:**

- Download to your computer.
- Use this file for personal use at home.
- Use in your classroom.
- Print as many copies as you would like for personal use only.

**YOU MAY NOT**

- Extract or edit this printable.
- Share this PDF on Whatsapp, Facebook, Telegram, personal blog/website or by any other means without prior permission of the publisher.
- Upload the images onto your Facebook page or group without giving credit to **English Created Resources and sharing its website link.**
- Store or sell them on any website.
- Claim them as your own.
- **PRINT AND SELL OR DISTRIBUTE THEM TO OTHERS.**

**Clipart and elements found in this PDF are copyrighted and cannot be extracted and used outside of this file without permission or license.**

**For more FREE materials follow us on:**



<https://facebook.com/createdres>



<https://t.me/freebooks4all>



<https://twitter.com/createdres>



<https://vk.com/createdres>



<https://www.pinterest.com/createdres>




<https://www.instagram.com/createdres>

***Thank you for your download!***



# SPRING TRACE AND COLOUR

Trace and colour the picture and trace the words below.



Spring Season





Blank handwriting lines consisting of a solid top line, a dashed middle line, and a solid bottom line for practice.



# SPRING

## FIND THE BIGGEST

Circle the biggest in each box.









# SPRING

## FIND HOW MANY

Circle how many are in each box.



	4 5 3
	5 2 3
	4 3 5
	2 4 5





# SPRING

## SIMPLE ADDITION

Color the box with the correct answer.

					
2	4	3	5	4	3

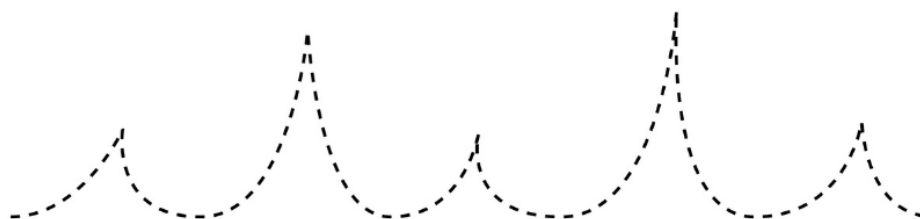

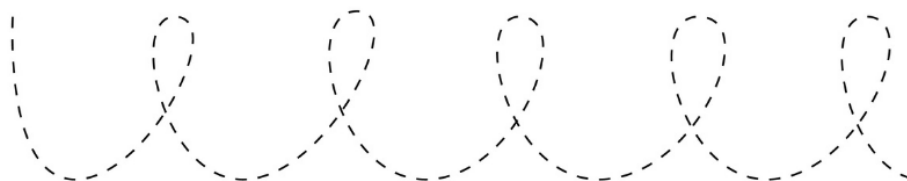
					
3	5	4	5	2	3



# SPRING

## TRACING LINES

Help each chick get to their egg by tracing the lines..





# SPRING

## TRACING LINES












# SPRING

## EGGS COLOUR MATCH

Draw a line and match each egg to the correct basket.




# SPRING



## TRACE AND MATCH

Trace the letters. Draw a line to match each letter to the correct picture.



C c

R r




E e



F f



B b





# SPRING

## TRACE AND MATCH

Draw a line to match each picture to the correct word. Trace the words.



basket



bunny



chick



flowers



eggs



bee



butterfly




tree



# SPRING MAZE


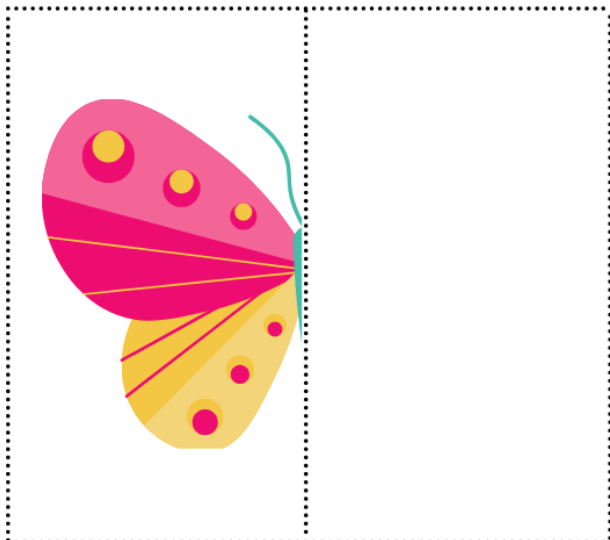


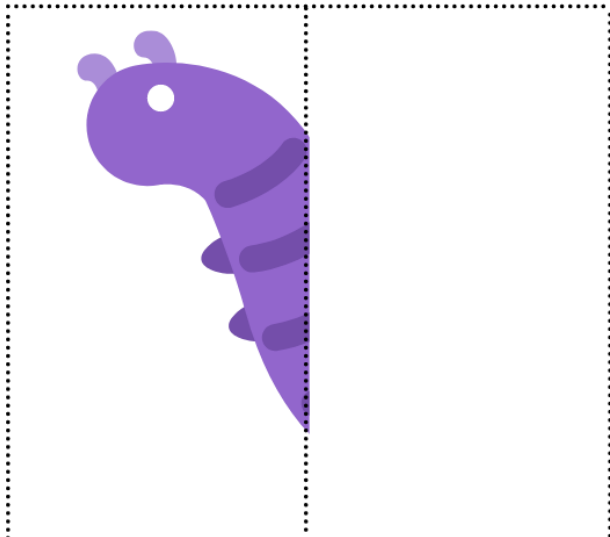
Help the bird find its way home





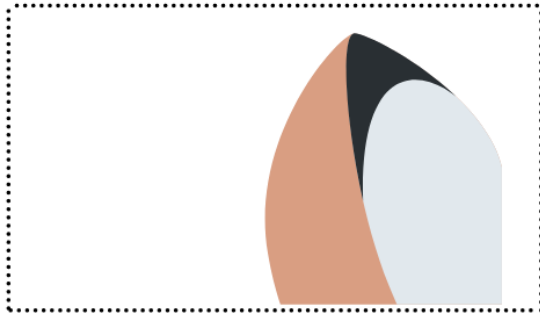

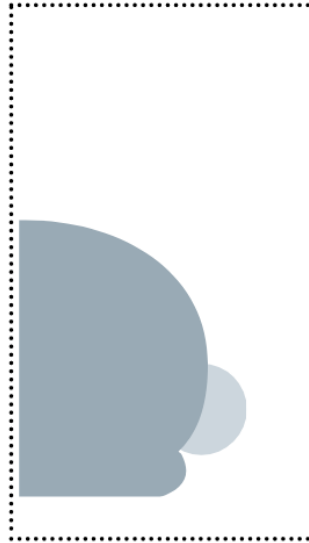


# SPRING PUZZLES

Cut and paste the picture to complete each puzzle.



# Spring Puzzle Activity




Cut and paste the picture to complete each puzzle.



---

# Spring Patterns Activity
















Cut and paste the picture to complete each pattern.





# SPRING PATTERNS


Cut and paste the picture to complete each pattern.



# SPRING PUZZLE

Cut and paste the pictures to complete the puzzle.





# Spring Puzzle Activity

Cut and paste the pictures to complete the puzzle.


















# SPRING

## ALPHABET

Trace the lowercase letters


















# SPRING

## ALPHABET










Trace the lowercase letters. Cut and paste the uppercase letters to match the lowercase letters.



# Spring Alphabet Activity







Cut and paste the uppercase letters to match the lowercase letters.



# Spring Alphabet Activity



Cut and paste the uppercase letters to match the lowercase letters.





# SPRING NUMBERS

Trace the numbers. Count the bees on each flower.  
Cut and paste the flowers to the correct pot.

--	--	--



--	--	--

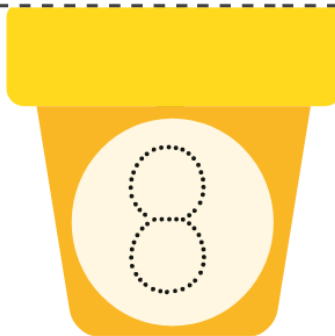




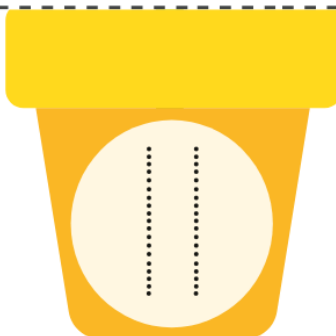
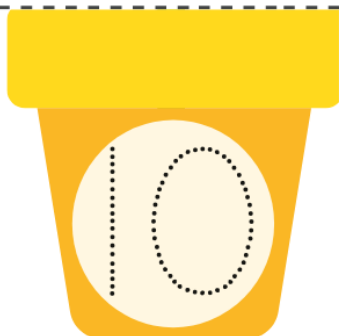
# SPRING NUMBERS

Trace the numbers. Count the bees on each flower.  
Cut and paste the flowers to the correct pot.

--	--	--















--	--	--





# Spring Numbers Activity

Cut and paste the flowers to the correct pot.

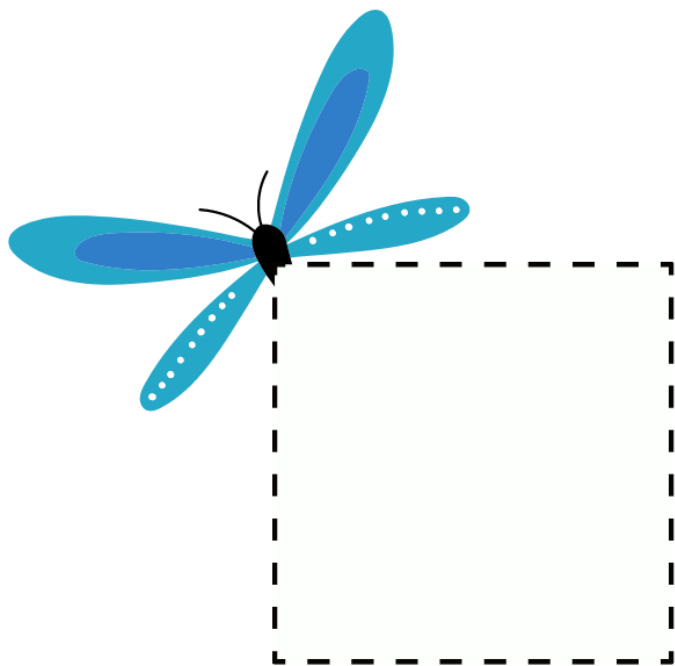
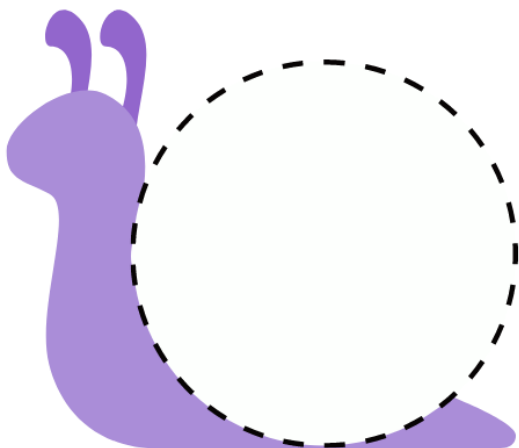





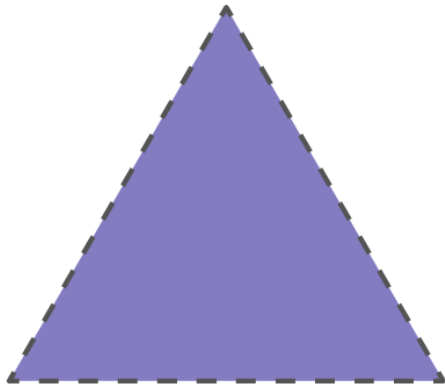





# SPRING SHAPES

Trace the shapes. Cut and paste the pictures to the correct shapes.












# SPRING BUGS

Help Ben find the bugs. Cut and paste the pictures to match each shadow.





English Created Resources prides itself on providing everything a learner needs to improve the level of English.

Such materials are provided for free download to be available always for learners around the world. You can find English ESL worksheets for home learning, online practice, distance learning and for English classes.

Our Website helps you to give your child a boost using our free, printable worksheets. You will be able to help your child with his grammar skills with our printable worksheets that focus on using punctuation, reading and writing. Such Worksheets are a useful learning tool for kids who are trying to read, write or want to practice their English language skills at home.

## Designed by English Created Resources



**Beni Suef, Egypt**



**admin@createdres.com**



**[www.createdres.com](http://www.createdres.com)**

**[www.eslworksheetpdf.com](http://www.eslworksheetpdf.com)**

**[www.nortechplus.com](http://www.nortechplus.com)**

**For more FREE materials follow us on:**



**<https://facebook.com/createdres>**



**<https://twitter.com/createdres>**



**<https://www.pinterest.com/createdres>**



**<https://t.me/freebooks4all>**



**<https://www.instagram.com/createdres>**



**<https://vk.com/createdres>**

