



Phonics Sentences

Long Vowels





© Copyright English Created Resources. All rights reserved.

This printable was created for you to use at home or with students in a classroom setting.

YOU MAY


- Download to your computer.
- Use this file for personal use at home.
- Use in your classroom.
- Print as many copies as you would like for personal use only.

YOU MAY NOT

- Extract or edit this printable.
- Share this PDF on Whatsapp, Facebook, Telegram, personal blog/website or by any other means without prior permission of the publisher.
- Upload the images onto your Facebook page or group without giving credit to **English Created Resources and sharing its website link.**
- Store or sell them on any website.
- Claim them as your own.
- **PRINT , SELL OR DISTRIBUTE THEM TO OTHERS.**

Clipart and elements found in this PDF are copyrighted and cannot be extracted or used outside of this file without permission or license.

For more FREE materials follow us on:

-  <https://facebook.com/createdres>
-  <https://t.me/freebooks4all>
-  <https://twitter.com/createdres>
-  <https://vk.com/createdres>
-  <https://www.pinterest.com/createdres>
-  <https://www.instagram.com/createdres>

Thank you for your download!




Name : _____

a _ e

Highlight, circle or underline all of the word family words.

Then read each sentence.

They are in a race.



What goes in the cage?



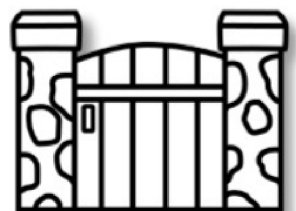
We play a game.



He wears a cape.



I can open the gate.






Name : _____

ai


Highlight, circle or underline all of the word family words.

Then read each sentence.

The ship has a sail.



There is mail in the box.




What will you paint?



The rain comes down.



He goes on the train.






Name : _____

ay


Highlight, circle or underline all of the word family words.

Then read each sentence.

I see the hay.




Will you pay him?



She wants to play.



The sun's rays are bright.



Her lunch is on a tray.





Name : _____

ea

Highlight, circle or underline all of the word family words.

Then read each sentence.


The pipe has a leak.



He likes to eat noodles.




The leaf is green.



Do you like to read?



The tea is hot.





Name : _____

ee

Highlight, circle or underline all of the word family words.

Then read each sentence.


She feeds her dog.



He will not peek.



The seed is in there.



He sleeps in his bed.



Does she see it?





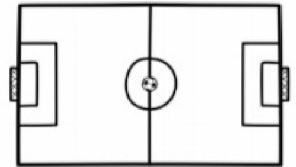
Name : _____

ie


Highlight, circle or underline all of the word family words.

Then read each sentence.

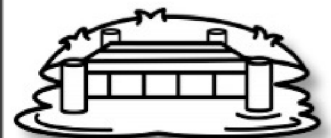
We play on the field.



That is her niece.



She walks on a pier.



Can you stop the thief?



The knight has a shield.





Name : _____

i _ e

Highlight, circle or underline all of the word family words.

Then read each sentence.

She rolls the dice.



The bike is new.



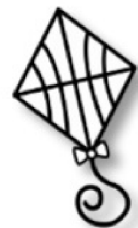
She wipes the table.



He likes to dive in.



The kite flies high.





Name : _____

igh

Highlight, circle or underline all of the word family words.

Then read each sentence.

I see the stars at night.



The light is bright.




The lighthouse is high.



Do you see the knight?



Do not fight!






Name : _____

y 'Long e'

Highlight, circle or underline all of the word family words.

Then read each sentence.

It is a sunny day.



The puppy is cute.



Kelly is happy.



The clown is funny



Have you held a baby?






Name : _____

y 'long i'

Highlight, circle or underline all of the word family words.

Then read each sentence.

The plane can fly high.



He can fry the egg.



The sky is blue.



Kelly can dry her hair.



Ty is shy.





Name : _____

ie 'long i'


Highlight, circle or underline all of the word family words.

Then read each sentence.


The baby cries.



He rolls the die.



There are two flies.



The pie is so good.



Do you wear a tie?





Name : _____

o_e

Highlight, circle or underline all of the word family words.

Then read each sentence.

Do you wear a robe?




She rode the bike.



The cone is good.



He tells her to pose.



We are going home.






Name : _____

oa

Highlight, circle or underline all of the word family words.

Then read each sentence.

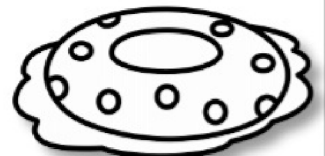
The boat can float.




Don't forget your coat.



I like to float.



The loaf is good.



That is a long road.






Name : _____

ow


Highlight, circle or underline all of the word family words.

Then read each sentence.

She blows a balloon.




That is a big bow.



He grows tall.



The show was so good.



He plays in the snow.






Name : _____

u_e

Highlight, circle or underline all of the word family words.

Then read each sentence.

The ice cube is cold.



That cupcake is huge.



He mutes the song.



That is a nice tune.



What is in the tube?






Name : _____

ue

Highlight, circle or underline all of the word family words.

Then read each sentence.

The girls argue.




The barbecue is good.




Did you find the clue?



He opens the glue.



I need a tissue.






Name : _____

ew

Highlight, circle or underline all of the word family words.

Then read each sentence.

She blew the flower.



What did she brew?



He chews the candy.



She grew so much.



Can you screw it in?





English Created Resources prides itself on providing everything a learner needs to improve the level of English.

Such materials are provided for free download to be available for learners around the world. You can find English ESL worksheets for home learning, online practice, distance learning and for English classes.

Our Website helps you to give your child a boost using our free printables. You will be able to help your child with his grammar skills with our printables that focus on using punctuation, reading and writing. Such worksheets are a useful learning tool for kids who are trying to read, write or want to practice their English language skills at home.

Designed by English Created Resources



Beni Suef, Egypt



copyright@createdres.com



www.createdres.com

www.nortechplus.com

For more FREE materials follow us on:



<https://facebook.com/createdres>



<https://twitter.com/createdres>



<https://www.pinterest.com/createdres>



<https://t.me/freebooks4all>



<https://www.instagram.com/createdres>



<https://vk.com/createdres>

