

# ALPHABET


Bb

## HATS


Aa




bear




bus




bat




apple



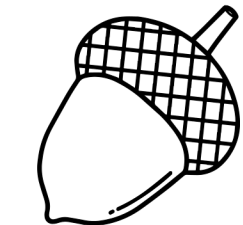
airplane



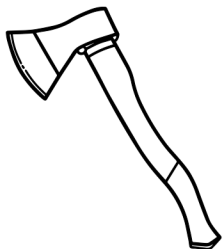
alligator





Cc




acorn



axe



cat



car



cast



© Copyright English Created Resources. All rights reserved.

This printable was created for you to use at home or with students in a classroom setting.

**YOU MAY:**






- Download to your computer.
- Use this file for personal use at home.
- Use in your classroom.
- Print as many copies as you would like for personal use only.

**YOU MAY NOT**

- Extract or edit this printable.
- Share this PDF on Whatsapp, Facebook, Telegram, personal blog/website or by any other means without prior permission of the publisher.
- Upload the images onto your Facebook page or group without giving credit to **English Created Resources and sharing its website link.**
- Store or sell them on any website.
- Claim them as your own.
- **PRINT AND SELL OR DISTRIBUTE THEM TO OTHERS.**

**Clipart and elements found in this PDF are copyrighted and cannot be extracted and used outside of this file without permission or license.**


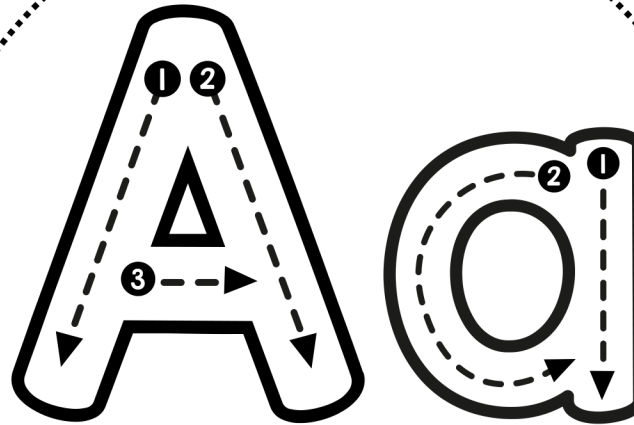
**For more FREE materials follow us on:**

-  <https://facebook.com/createdres>
-  <https://t.me/freebooks4all>
-  <https://twitter.com/createdres>
-  <https://vk.com/createdres>
-  <https://www.pinterest.com/createdres>
-  <https://www.instagram.com/createdres>


***Thank you for your download!***

Directions:


- trace and color the upper and lowercase letter crowns
- color the clipart that features an image that starts with the letter
- trace the picture words on the letter hats
- cut apart on the dotted lines and tape together to make a crown.




apple




airplane




alligator




anchor




acorn



axe



ant



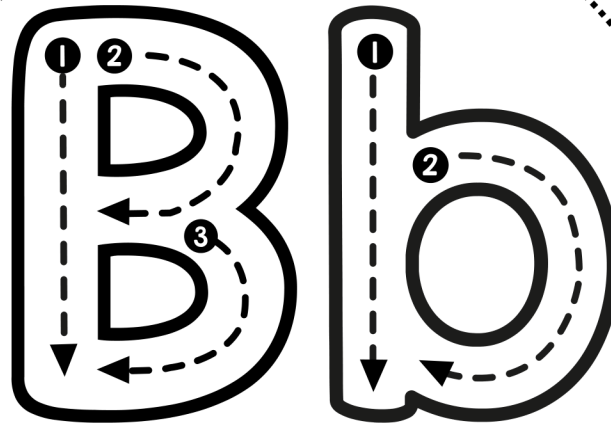
astronaut

PASTE HERE

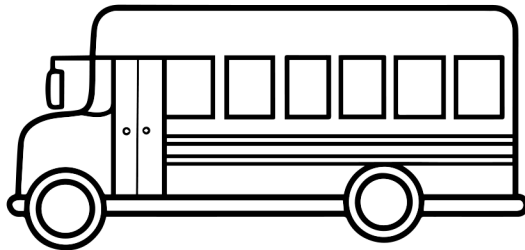
PASTE HERE

Directions:


- trace and color the upper and lowercase letter crowns
- color the clipart that features an image that starts with the letter
- trace the picture words on the letter hats
- cut apart on the dotted lines and tape together to make a crown.




bear



bus




bat




bicycle




bee



boat



ball



bird



PASTE HERE

PASTE HERE




Directions:


- trace and color the upper and lowercase letter crowns
- color the clipart that features an image that starts with the letter
- trace the picture words on the letter hats
- cut apart on the dotted lines and tape together to make a crown.




cat




car




castle




cow




camel



clock



carrot




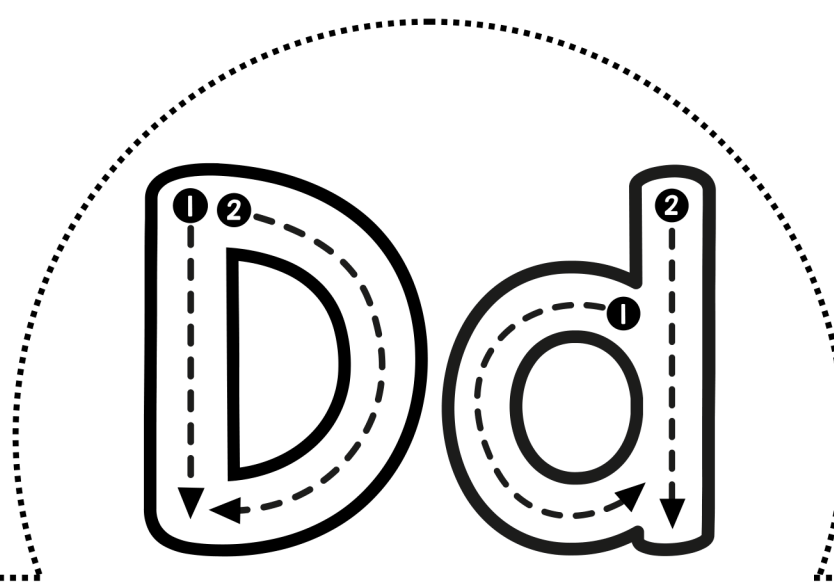
can

PASTE HERE

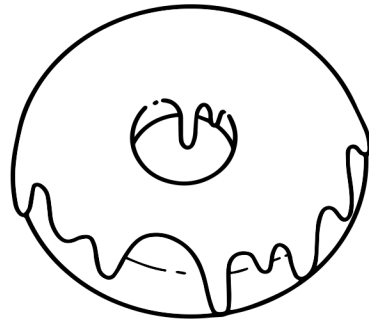
PASTE HERE

Directions:


- trace and color the upper and lowercase letter crowns
- color the clipart that features an image that starts with the letter
- trace the picture words on the letter hats
- cut apart on the dotted lines and tape together to make a crown.




dog




donut



drum




dinosaur



duck



dolphin



door



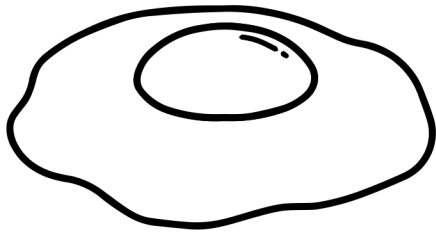
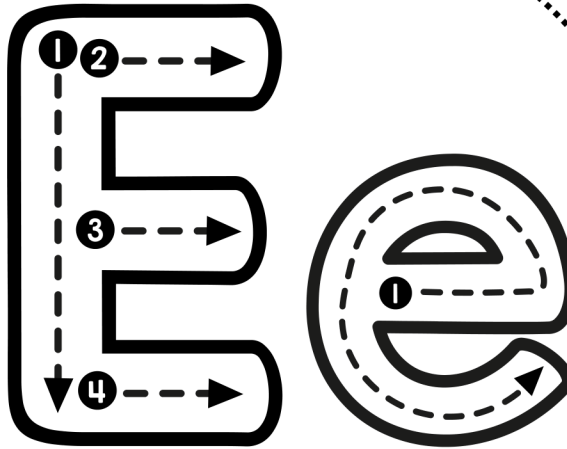
deer

PASTE HERE


PASTE HERE

Directions:


- trace and color the upper and lowercase letter crowns
- color the clipart that features an image that starts with the letter
- trace the picture words on the letter hats
- cut apart on the dotted lines and tape together to make a crown.




egg




eggplant



envelope



elephant



eel



emu



elf




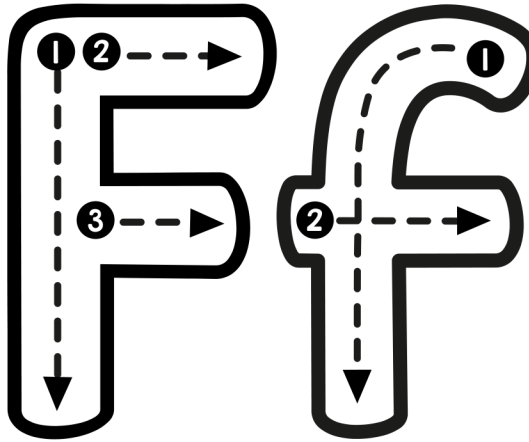
ear

PASTE HERE


PASTE HERE

Directions:


- trace and color the upper and lowercase letter crowns
- color the clipart that features an image that starts with the letter
- trace the picture words on the letter hats
- cut apart on the dotted lines and tape together to make a crown.




fox




flower




fish



frog



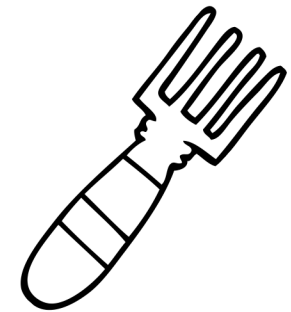
fan



fly



feather





fork

PASTE HERE


PASTE HERE

Directions:


- trace and color the upper and lowercase letter crowns
- color the clipart that features an image that starts with the letter
- trace the picture words on the letter hats
- cut apart on the dotted lines and tape together to make a crown.




grasshopper



gift



grapes



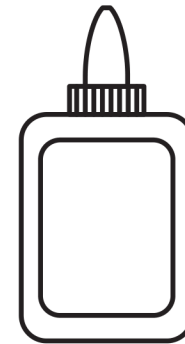
goat




gloves



gorilla



glue



giraffe


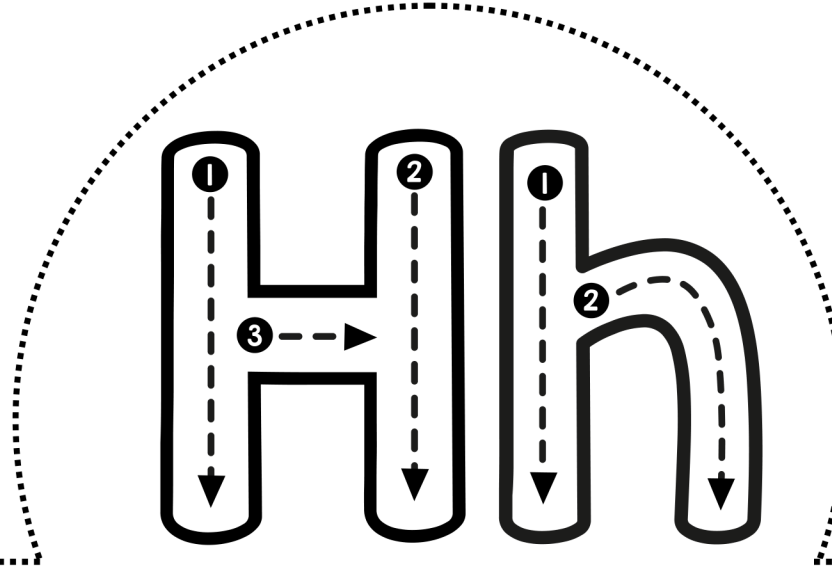
PASTE HERE

PASTE HERE



Directions:


- trace and color the upper and lowercase letter crowns
- color the clipart that features an image that starts with the letter
- trace the picture words on the letter hats
- cut apart on the dotted lines and tape together to make a crown.




hippo




house




helicopter




horse




hen



heart



hamburger




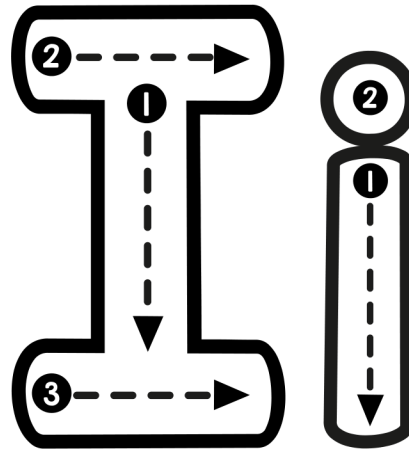
hat

PASTE HERE


PASTE HERE

## Directions:


- trace and color the upper and lowercase letter crowns
- color the clipart that features an image that starts with the letter
- trace the picture words on the letter hats
- cut apart on the dotted lines and tape together to make a crown.




iron



igloo




ice cream



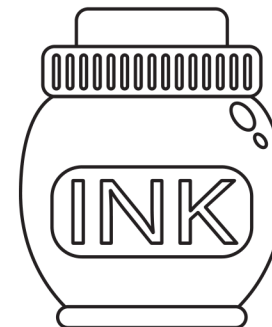
iguana




ice skate



insect



ink



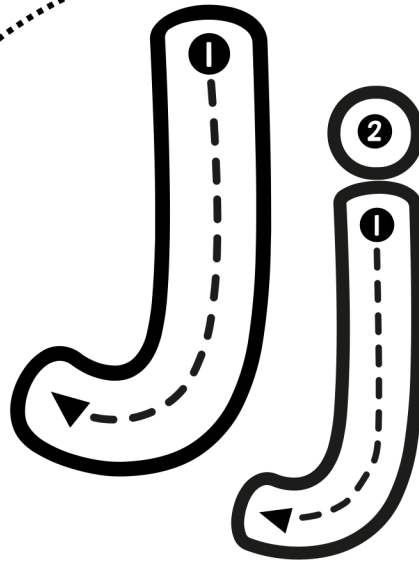
island

PASTE HERE

PASTE HERE

Directions:


- trace and color the upper and lowercase letter crowns
- color the clipart that features an image that starts with the letter
- trace the picture words on the letter hats
- cut apart on the dotted lines and tape together to make a crown.



jam




jellyfish



jet



jug




jigsaw



jump



jacket



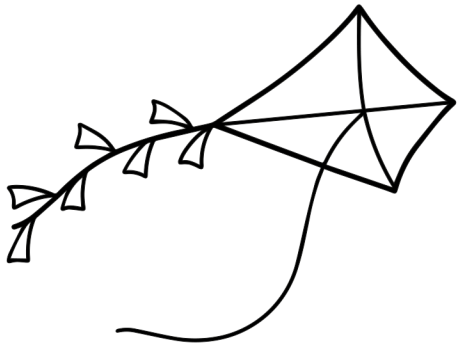
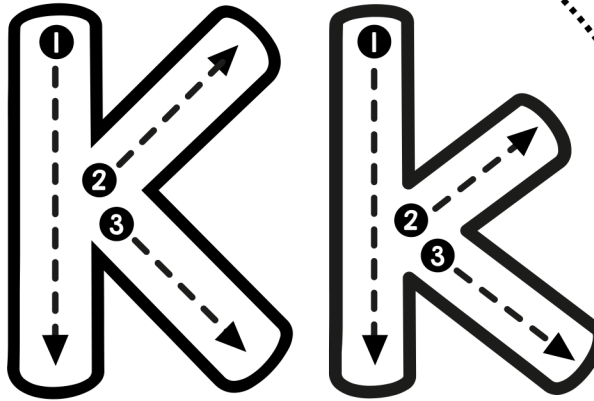
jeep

PASTE HERE

PASTE HERE

Directions:

- trace and color the upper and lowercase letter crowns
- color the clipart that features an image that starts with the letter
- trace the picture words on the letter hats
- cut apart on the dotted lines and tape together to make a crown.



kite



kangaroo



key




king



koala



kettle



kiwi



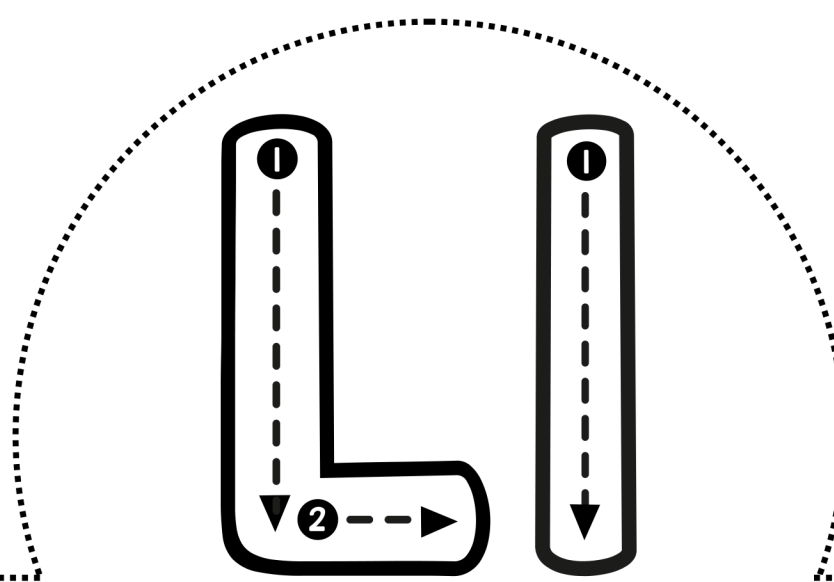
ketchup

PASTE HERE

PASTE HERE

Directions:


- trace and color the upper and lowercase letter crowns
- color the clipart that features an image that starts with the letter
- trace the picture words on the letter hats
- cut apart on the dotted lines and tape together to make a crown.




lion




ladder




log




lizard



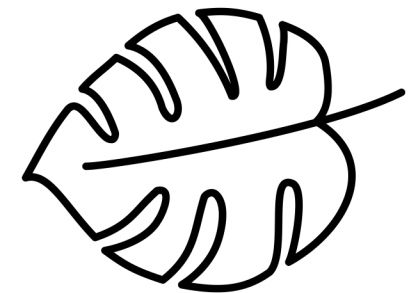
lamp



ladybug



lock



leaf


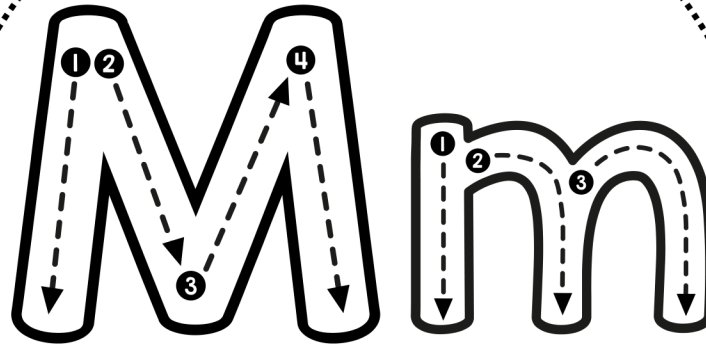
PASTE HERE

PASTE HERE



## Directions:

- trace and color the upper and lowercase letter crowns
- color the clipart that features an image that starts with the letter
- trace the picture words on the letter hats
- cut apart on the dotted lines and tape together to make a crown.




monkey




milk



mop



moon




mouse



mushroom



muffin



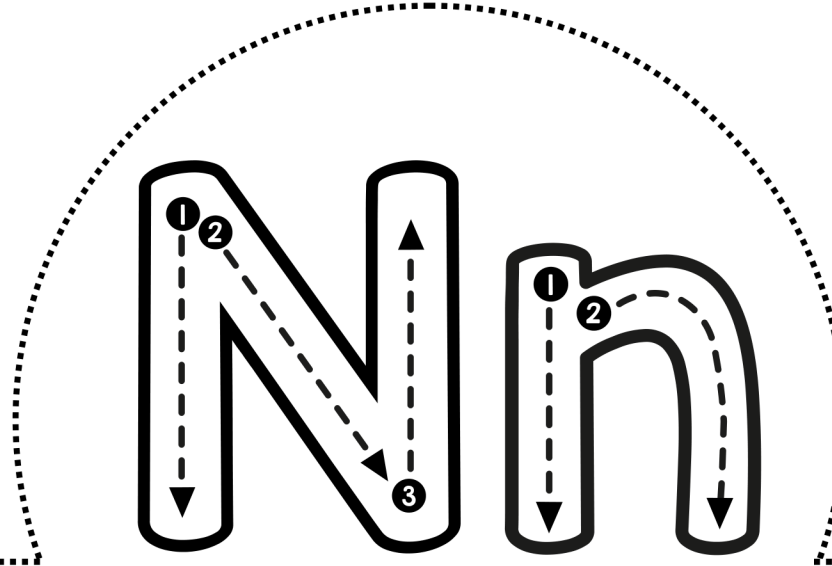
moose

PASTE HERE


PASTE HERE

Directions:

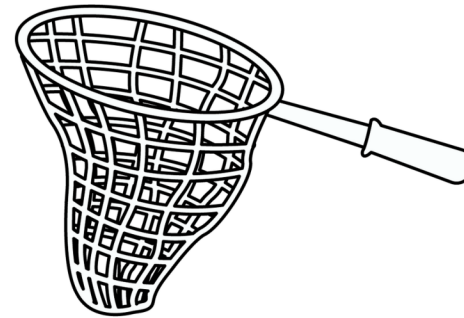
- trace and color the upper and lowercase letter crowns
- color the clipart that features an image that starts with the letter
- trace the picture words on the letter hats
- cut apart on the dotted lines and tape together to make a crown.




necklace




newt




net



nurse



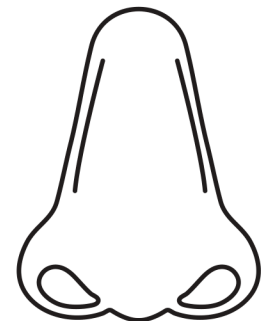
nail



nest



newspaper




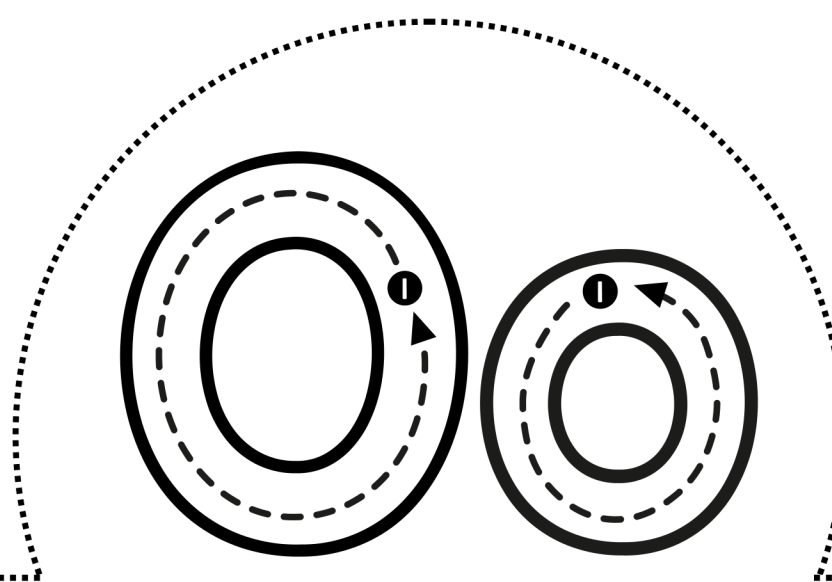
nose

PASTE HERE


PASTE HERE

Directions:


- trace and color the upper and lowercase letter crowns
- color the clipart that features an image that starts with the letter
- trace the picture words on the letter hats
- cut apart on the dotted lines and tape together to make a crown.



owl



orange




octopus



ostrich




otter



oven



oil




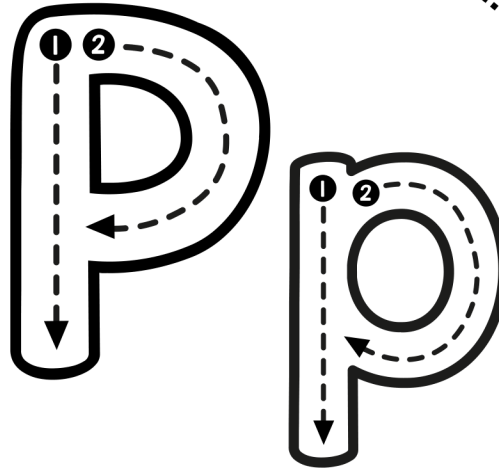
onion

PASTE HERE


PASTE HERE

Directions:

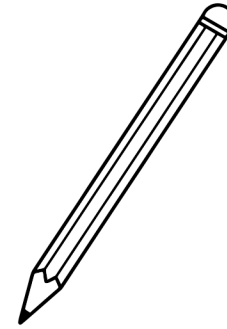
- trace and color the upper and lowercase letter crowns
- color the clipart that features an image that starts with the letter
- trace the picture words on the letter hats
- cut apart on the dotted lines and tape together to make a crown.



panda




pot



pencil




parrot




penguin



pumpkin



pig



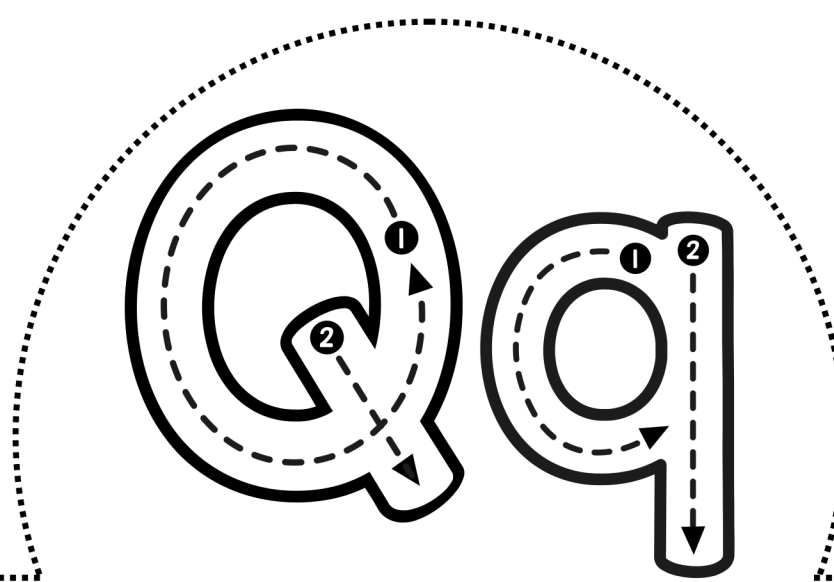
pineapple

PASTE HERE


PASTE HERE

Directions:

- trace and color the upper and lowercase letter crowns
- color the clipart that features an image that starts with the letter
- trace the picture words on the letter hats
- cut apart on the dotted lines and tape together to make a crown.




queen



quilt



question




quail

PASTE HERE




quill



quicksand



quiet




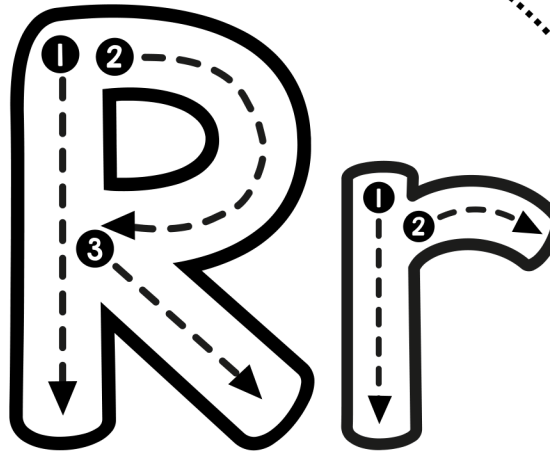
quack

PASTE HERE




Directions:


- trace and color the upper and lowercase letter crowns
- color the clipart that features an image that starts with the letter
- trace the picture words on the letter hats
- cut apart on the dotted lines and tape together to make a crown.



rabbit




rainbow




rhino



rocket




rose



robot



rain





ring

PASTE HERE


PASTE HERE

Directions:


- trace and color the upper and lowercase letter crowns
- color the clipart that features an image that starts with the letter
- trace the picture words on the letter hats
- cut apart on the dotted lines and tape together to make a crown.




sheep




strawberry




sun



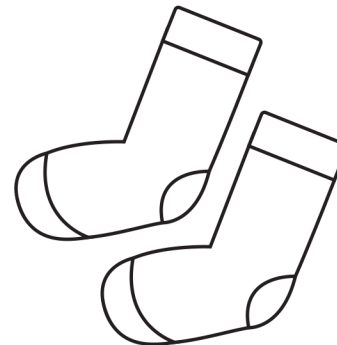
submarine




ship



snake



socks




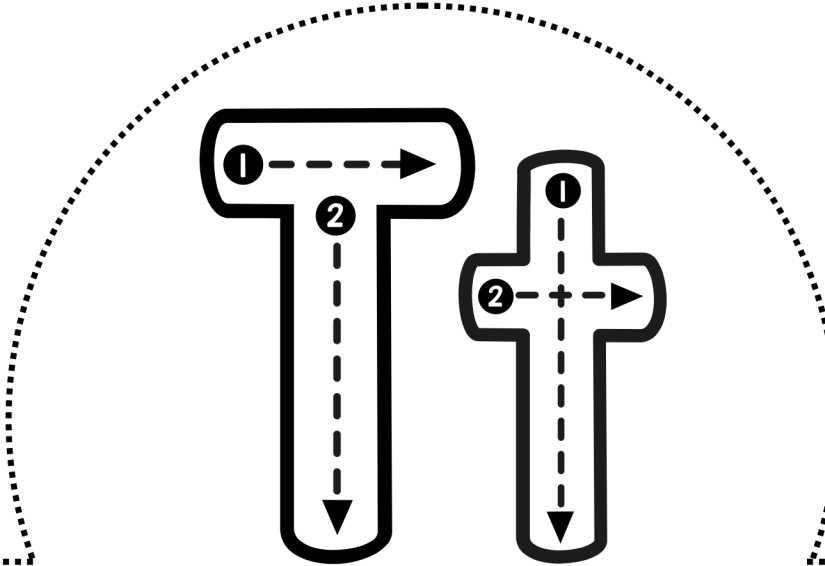
shark

PASTE HERE

PASTE HERE

Directions:


- trace and color the upper and lowercase letter crowns
- color the clipart that features an image that starts with the letter
- trace the picture words on the letter hats
- cut apart on the dotted lines and tape together to make a crown.



turtle




tree




train




tiger




truck



turkey



table




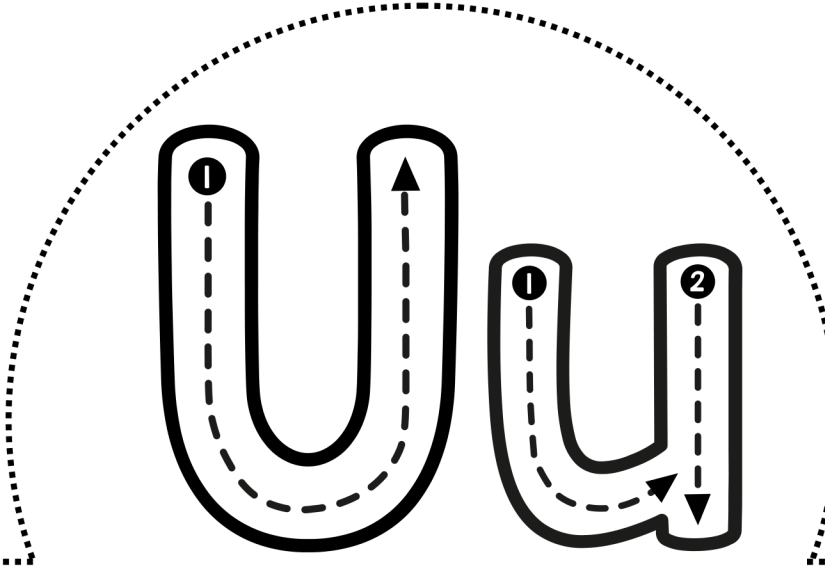
toaster

PASTE HERE


PASTE HERE

## Directions:


- trace and color the upper and lowercase letter crowns
- color the clipart that features an image that starts with the letter
- trace the picture words on the letter hats
- cut apart on the dotted lines and tape together to make a crown.



unicycle



umbrella



under




unicorn




uniform



up



underwear




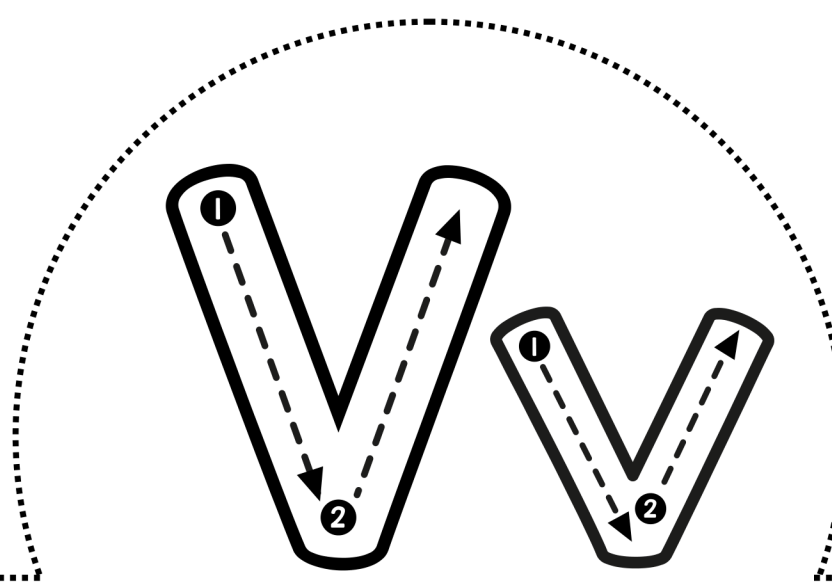
utensils

PASTE HERE


PASTE HERE

Directions:


- trace and color the upper and lowercase letter crowns
- color the clipart that features an image that starts with the letter
- trace the picture words on the letter hats
- cut apart on the dotted lines and tape together to make a crown.



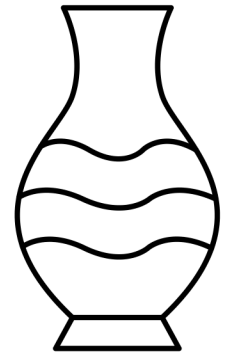
van



violin




vulture



vase




volcano



vacuum



volleyball



vest



PASTE HERE

PASTE HERE




Directions:


- trace and color the upper and lowercase letter crowns
- color the clipart that features an image that starts with the letter
- trace the picture words on the letter hats
- cut apart on the dotted lines and tape together to make a crown.




watch




whale




watermelon




window




wagon



worm



wand




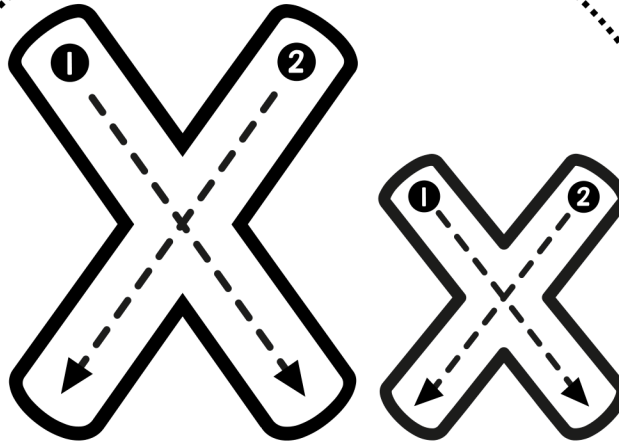
wheel

PASTE HERE

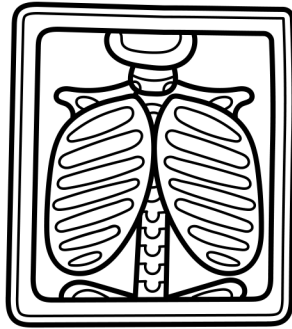
PASTE HERE

## Directions:

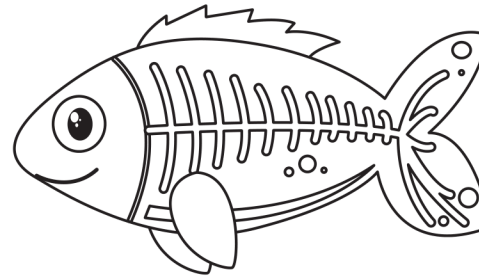
- trace and color the upper and lowercase letter crowns
- color the clipart that features an image that starts with the letter
- trace the picture words on the letter hats
- cut apart on the dotted lines and tape together to make a crown.



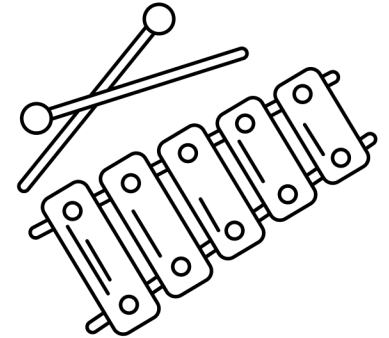
xenons



x-ray



x-ray fish




xylophone



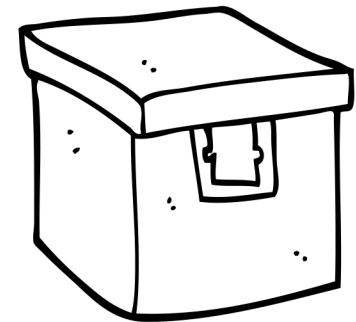
wax



six



mix




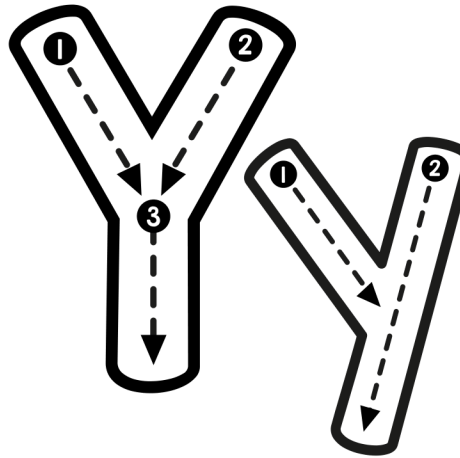
box

PASTE HERE


PASTE HERE

Directions:


- trace and color the upper and lowercase letter crowns
- color the clipart that features an image that starts with the letter
- trace the picture words on the letter hats
- cut apart on the dotted lines and tape together to make a crown.




yam



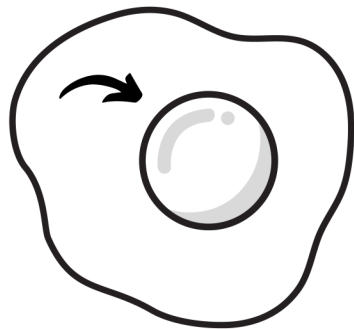
yo-yo



yak



yarn



yolk



yogurt



yacht




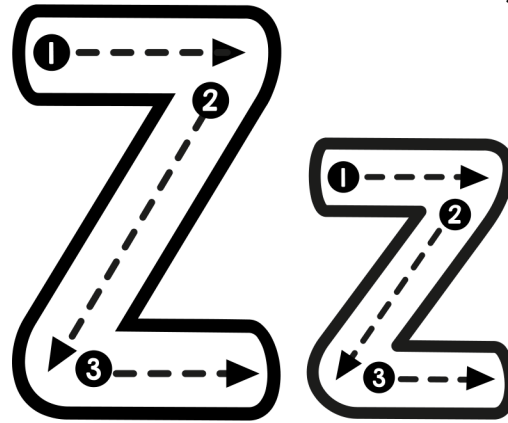
yawn

PASTE HERE

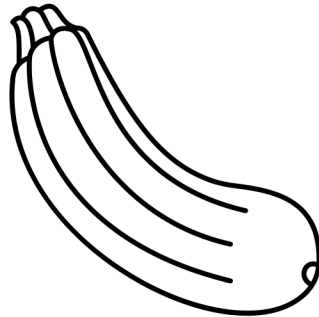
PASTE HERE

Directions:

- trace and color the upper and lowercase letter crowns
- color the clipart that features an image that starts with the letter
- trace the picture words on the letter hats
- cut apart on the dotted lines and tape together to make a crown.



zebra




zucchini



zoo




zookeeper




zipper



zigzag



zero



zeplin

PASTE HERE

PASTE HERE



English Created Resources prides itself on providing everything a learner needs to improve the level of English.

Such materials are provided for free download to be available always for learners around the world. You can find English ESL worksheets for home learning, online practice, distance learning and for English classes.

Our Website helps you to give your child a boost using our free printables. You will be able to help your child with his grammar skills with our printable worksheets that focus on using punctuation, reading and writing. Such Worksheets are a useful learning tool for kids who are trying to read, write or want to practice their English language skills at home.

**Designed by English Created Resources**



**Beni Suef, Egypt**



**admin@createdres.com**



**[www.createdres.com](http://www.createdres.com)**

**[www.nortechplus.com](http://www.nortechplus.com)**

**For more FREE materials follow us on:**



**<https://facebook.com/createdres>**



**<https://www.pinterest.com/createdres>**



**<https://www.instagram.com/createdres>**



**<https://twitter.com/createdres>**



**<https://t.me/freebooks4all>**



**<https://vk.com/createdres>**

