



# BASIC SHAPES





© Copyright English Created Resources. All rights reserved.

This printable was created for you to use at home or with students in a classroom setting.

**YOU MAY:**

- Download to your computer.
- Use this file for personal use at home.
- Use in your classroom.
- Print as many copies as you would like for personal use only.

**YOU MAY NOT**

- Extract or edit this printable.
- Share this PDF on Whatsapp, Facebook, Telegram, personal blog/website or by any other means without prior permission of the publisher.
- Upload the images onto your Facebook page or group without giving credit to **English Created Resources and sharing its website link.**
- Store or sell them on any website.
- Claim them as your own.
- **PRINT AND SELL OR DISTRIBUTE THEM TO OTHERS.**

**Clipart and elements found in this PDF are copyrighted and cannot be extracted and used outside of this file without permission or license.**

**For more FREE materials follow us on:**

 <https://facebook.com/createdres>

 <https://t.me/freebooks4all>

 <https://twitter.com/createdres>

 <https://vk.com/createdres>

 <https://www.pinterest.com/createdres>

 <https://www.instagram.com/createdres>

***Thank you for your download!***



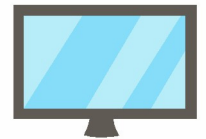

# BASIC SHAPES

Let's learn some basic shapes.

1. Triangle



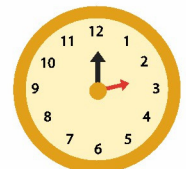
2. Rectangle





3. Rhombus




4. Circle



5. Square




6. Oval

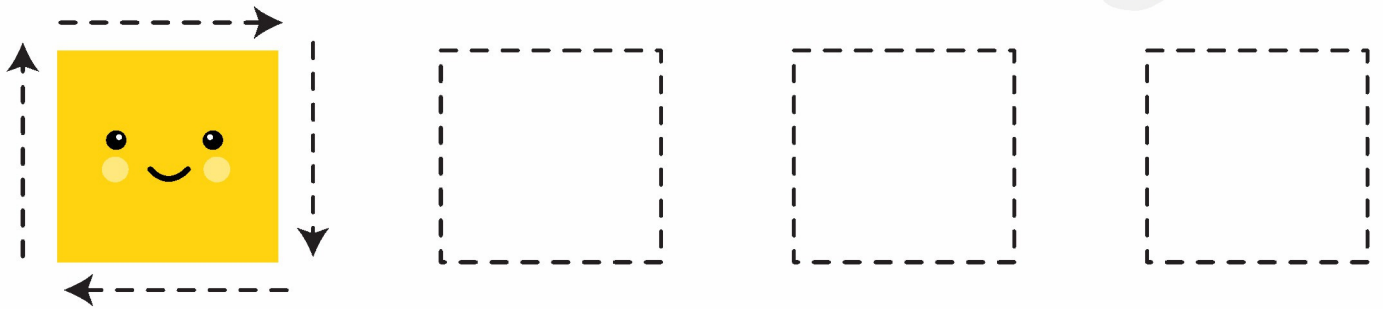




# BASIC SHAPES



square




Circle all objects that are in the shape of a square.



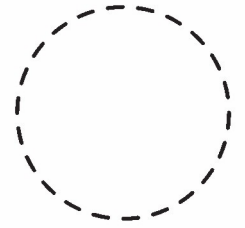
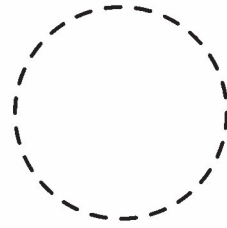
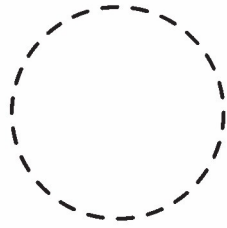






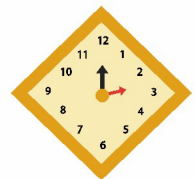



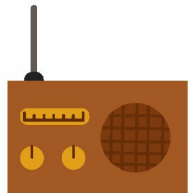


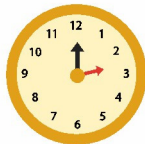
# BASIC SHAPES



circle



Circle all objects that are in the shape of a circle.

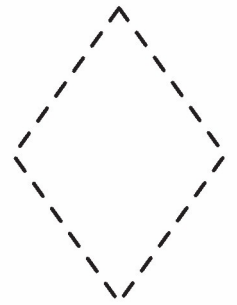
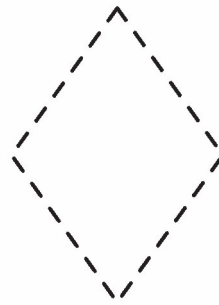
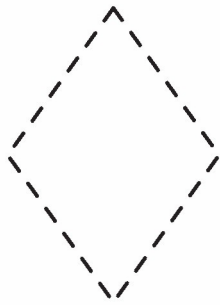
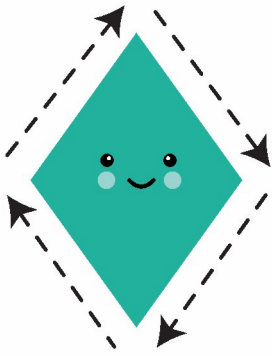




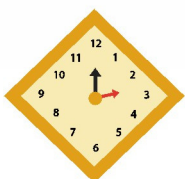









# BASIC SHAPES



rhombus



Circle all objects that are in the shape of a rhombus.

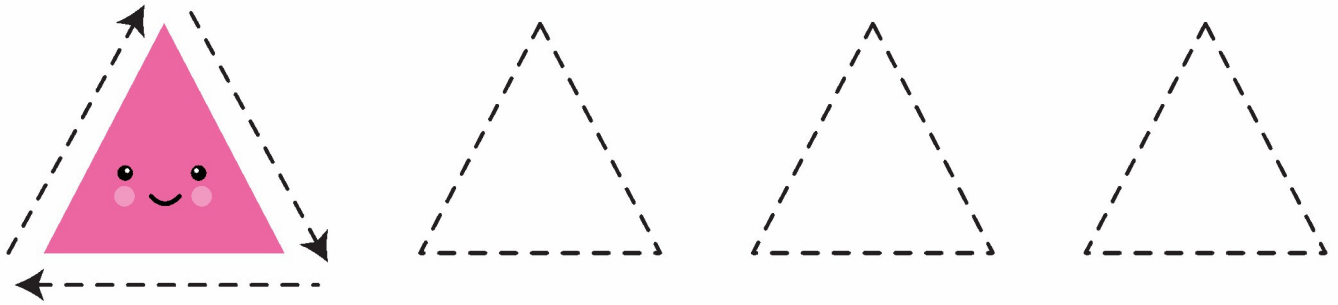




# BASIC SHAPES



triangle

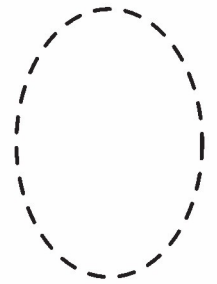
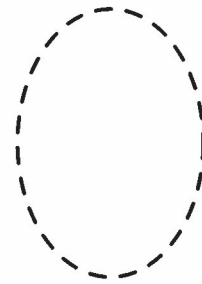
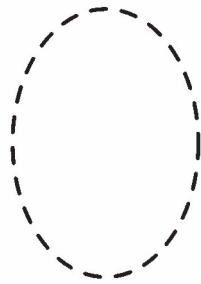

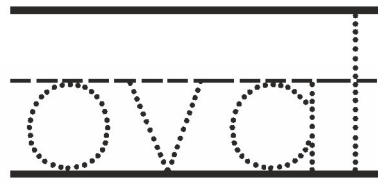


Circle all objects that are in the shape of a triangle.


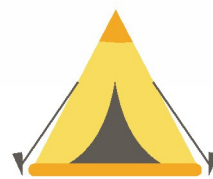











# BASIC SHAPES



Circle all objects that are in the shape of an oval.



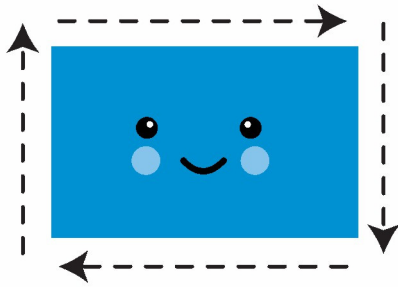




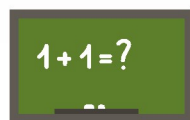





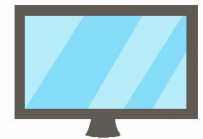
# BASIC SHAPES



rectangle





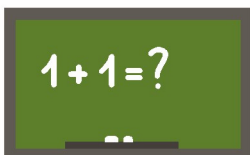



Circle all objects that are in the shape of a rectangle.





# BASIC SHAPES


Draw a line to match each shape with its corresponding shape.






# BASIC SHAPES

Colour the shapes. Count the number of corners of the given shapes and mark your answer.




square

5	4	8	6
---	---	---	---




triangle

5	6	3	1
---	---	---	---




circle

1	0	4	3
---	---	---	---



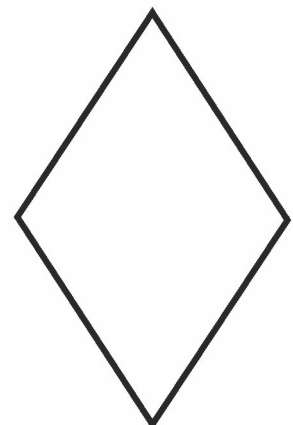
oval

3	1	4	0
---	---	---	---



rectangle

4	2	6	3
---	---	---	---





rhombus

6	4	2	3
---	---	---	---









# BASIC SHAPES





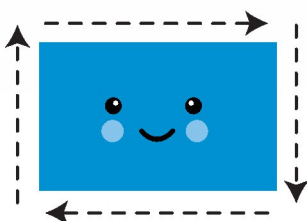
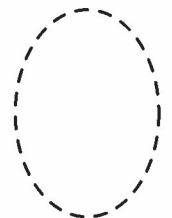
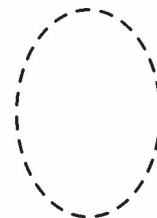
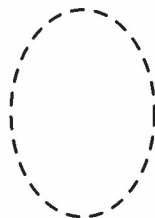
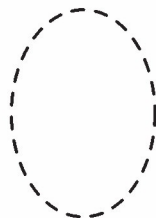

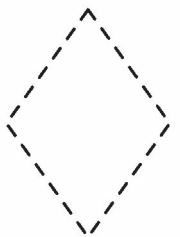
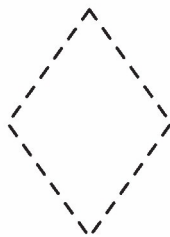
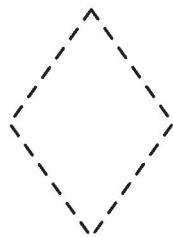
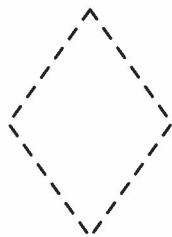
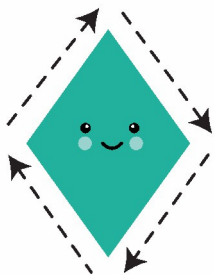
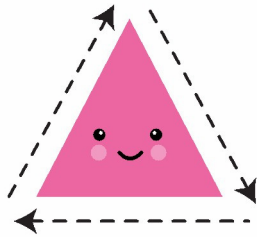
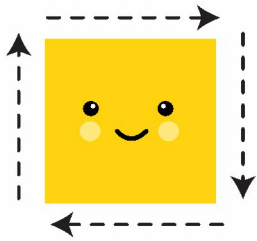
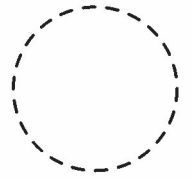
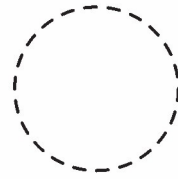
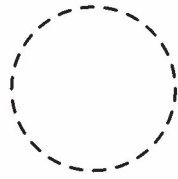
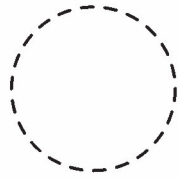



# BASIC SHAPES





# BASIC SHAPES





English Created Resources prides itself on providing everything a learner needs to improve the level of English.

Such materials are provided for free download to be available for learners around the world. You can find English ESL worksheets for home learning, online practice, distance learning and for English classes.

Our Website helps you to give your child a boost using our free, printable worksheets. You will be able to help your child with his grammar skills with our printable worksheets that focus on using punctuation, reading and writing. Such Worksheets are a useful learning tool for kids who are trying to read, write or want to practice their English language skills at home.

## Designed by English Created Resources

 **Beni Suef, Egypt**

 **admin@createdres.com**

 [www.createdres.com](http://www.createdres.com)  
[www.eslworksheetpdf.com](http://www.eslworksheetpdf.com)  
[www.nortechplus.com](http://www.nortechplus.com)

**For more FREE materials follow us on:**

 <https://facebook.com/createdres>

 <https://twitter.com/createdres>

 <https://www.pinterest.com/createdres>

 <https://t.me/freebooks4all>

 <https://www.instagram.com/createdres>

 <https://vk.com/createdres>

