



# Reading Comprehension " Fruits "





© Copyright English Created Resources. All rights reserved.

This printable was created for you to use at home or with students in a classroom setting.

### **YOU MAY**


- Download to your computer.
- Use this file for personal use at home.
- Use in your classroom.
- Print as many copies as you would like for personal use only.

### **YOU MAY NOT**

- Extract or edit this printable.
- Share this PDF on Whatsapp, Facebook, Telegram, personal blog/website or by any other means without prior permission of the publisher.
- Upload the images onto your Facebook page or group without giving credit to **English Created Resources and sharing its website link.**
- Store or sell them on any website.
- Claim them as your own.
- **PRINT , SELL OR DISTRIBUTE THEM TO OTHERS.**

**Clipart and elements found in this PDF are copyrighted and cannot be extracted or used outside of this file without permission or license.**

**For more FREE materials follow us on:**

-  <https://facebook.com/createdres>
-  <https://t.me/freebooks4all>
-  <https://twitter.com/createdres>
-  <https://vk.com/createdres>
-  <https://www.pinterest.com/createdres>
-  <https://www.instagram.com/createdres>


***Thank you for your download!***





Name: \_\_\_\_\_

Read the following passage and  
answer the questions :



*I am a pineapple. I am  
yellow on the inside. I grow  
on a plant close to the  
ground . I have leaves  
coming out of my top. I am  
spiky. I am a soft fruit.*

### Questions

1 - What fruit are we talking about ?

.....

2 - What color is the fruit ?

.....

3 - Where does the fruit grow ?

.....


4 - What does the fruit have ?

.....



Name: \_\_\_\_\_

Read the following passage and  
answer the questions :



*This is a lemon.*

*It's yellow.*

*It grows on trees.*

*It's round. It's sour.*

*It's a soft fruit.*

### Questions

1 - What fruit are we talking about ?

.....

2 - What color is the fruit ?

.....

3 - Where does the fruit grow ?

.....

4 - Is the fruit hard or soft ?


.....





Name: \_\_\_\_\_

Read the following passage and  
answer the questions :



*This is a watermelon .  
It's green on the outside.  
It's red on the inside.  
It grows on vines.  
It's big and round.*

## Questions

1 - What fruit are we talking about ?

.....

2 - What color is the fruit ?

.....

3 - Where does the fruit grow ?

.....


4 - Is the fruit big or small ?

.....



Name: \_\_\_\_\_

Read the following passage and  
answer the questions :



*I am a pear.*

*I am green.*

*I am round.*

*I grow on trees.*

*I have a unique shape.*

## Questions

1 - What fruit are we talking about ?

.....

2 - What color is the fruit ?

.....

3 - Where does the fruit grow ?

.....

4 - What does the fruit have ?


.....





Name: \_\_\_\_\_

Read the following passage and  
answer the questions :



*I am an apple. I can be red  
or green. I grow on trees.*

*I am a bit hard. I have a  
core that you cannot eat.  
I am good for your health.*

## Questions

1 - What fruit are we talking about ?

.....

2 - What color can the fruit be ?

.....

3 - Where does the fruit grow ?

.....


4 - What does the fruit have ?

.....



Name: \_\_\_\_\_

Read the following passage and  
answer the questions :



*I am a coconut.*

*I am brown.*

*I am white on the inside.*

*I am round and hard.*

*I have water inside.*

## Questions

1 - What fruit are we talking about ?

.....

2 - What color is the fruit ?

.....

3 - What does the fruit look like?

.....

4 - What does the fruit have ?

.....





English Created Resources prides itself on providing everything a learner needs to improve the level of English.

Such materials are provided for free download to be available for learners around the world. You can find English ESL worksheets for home learning, online practice, distance learning and for English classes.

Our Website helps you to give your child a boost using our free printables. You will be able to help your child with his grammar skills with our printables that focus on using punctuation, reading and writing. Such worksheets are a useful learning tool for kids who are trying to read, write or want to practice their English language skills at home.

**Designed by English Created Resources**



**Beni Suef, Egypt**



**copyright@createdres.com**



**[www.createdres.com](http://www.createdres.com)**

**[www.nortechplus.com](http://www.nortechplus.com)**

**For more FREE materials follow us on:**



**<https://facebook.com/createdres>**



**<https://twitter.com/createdres>**



**<https://www.pinterest.com/createdres>**



**<https://t.me/freebooks4all>**



**<https://www.instagram.com/createdres>**



**<https://vk.com/createdres>**

