

ALPHABET READERS

AND SIGHT WORDS MINI BOOK




THE LETTER C



I have a cat.



I have a candle.



I have a caterpillar.





© Copyright English Created Resources. All rights reserved.

This printable was created for you to use at home or with students in a classroom setting.

YOU MAY

- Download to your computer.
- Use this file for personal use at home.
- Use in your classroom.
- Print as many copies as you would like for personal use only.

YOU MAY NOT

- Extract or edit this printable.
- Share this PDF on Whatsapp, Facebook, Telegram, personal blog/website or by any other means without prior permission of the publisher.
- Upload the images onto your Facebook page or group without giving credit to **English Created Resources and sharing its website link.**
- Store or sell them on any website.
- Claim them as your own.
- **PRINT , SELL OR DISTRIBUTE THEM TO OTHERS.**

Clipart and elements found in this PDF are copyrighted and cannot be extracted or used outside of this file without permission or license.

For more FREE materials follow us on:

 <https://facebook.com/createdres>

 <https://t.me/freebooks4all>

 <https://twitter.com/createdres>

 <https://vk.com/createdres>

 <https://www.pinterest.com/createdres>

 <https://www.instagram.com/createdres>

Thank you for your download!



The Letter A Book is perfect for alphabet introduction or beginning guided reading for Kindergarten. It includes sight word sentences with each letter of the alphabet. This gives your early readers sight word practice and enhances their beginning sound recognition.

Students will find the alphabet letter, highlight the alphabet letter in each sentence, and then color the picture on each page. They then read the sentences, which introduce them to sight words! Each page in this book has the exact same sentence pattern, which is perfect for new readers.

This reader comes with worksheets. Use these to enhance your lesson. Use the tracing pages to practice letter formation.

This book requires very little prep. When putting the books together, simply print them on paper, cut across the middle, and staple on the sides. You can also print them front and back to save paper.

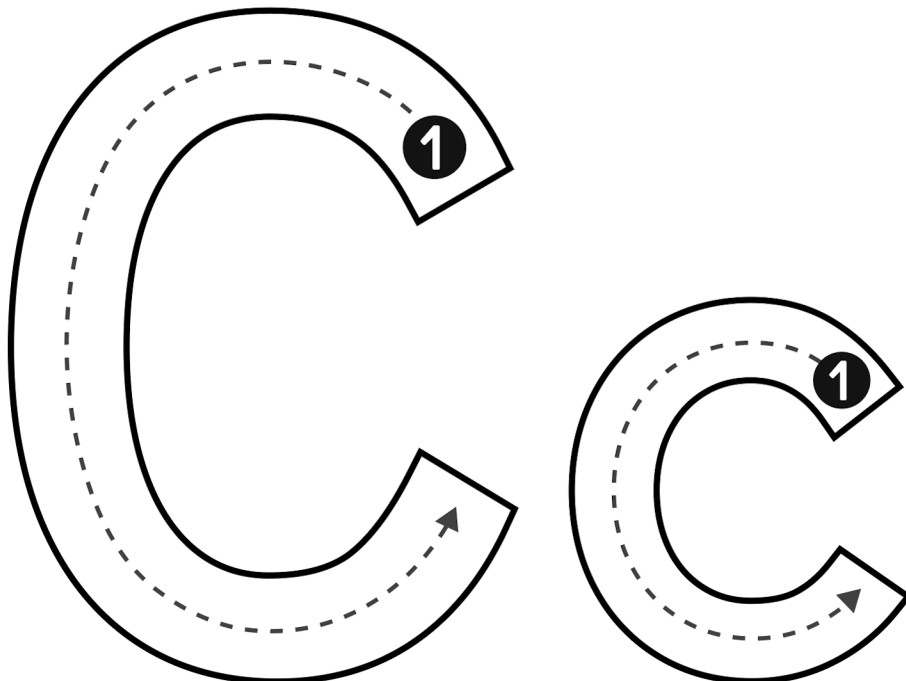
**Get the entire set of Letter Books
from A to Z for FREE now!
Visit English Created Resources
website to download the entire bundle!**

The Letter




© English Created Resources 2021 | [createdres.com](https://www.createdres.com)

Follow the guide to trace the letters.



© English Created Resources 2021 | [createdres.com](https://www.createdres.com)




I have a cow.





I have a cat.






I have a car.




I have a crab.






I have a castle.




I have a cupcake.





I have a candle.




I have a caterpillar.





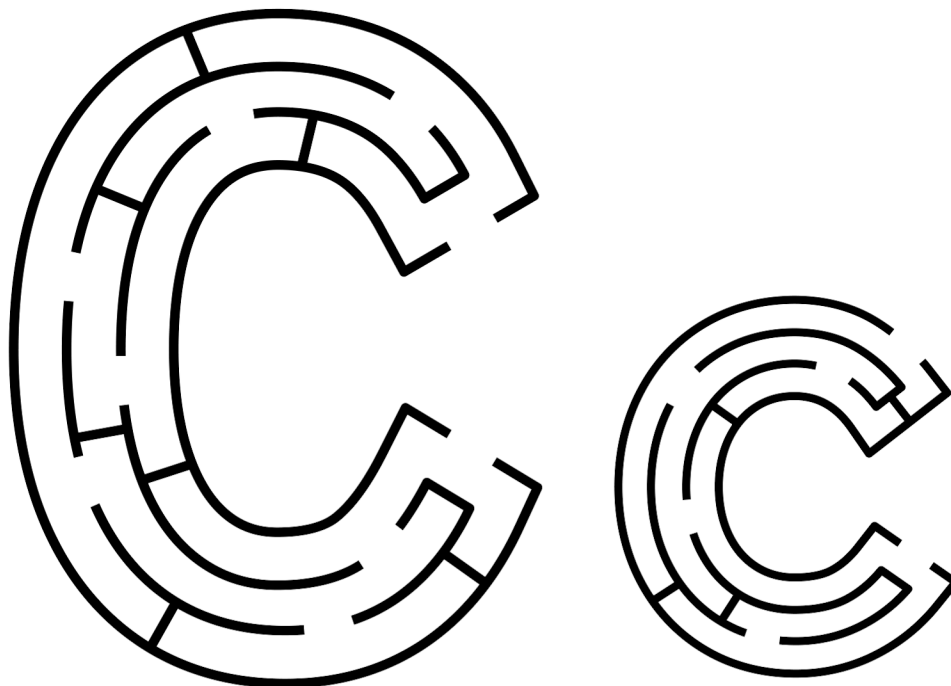
I have a cup.



I have a corn.

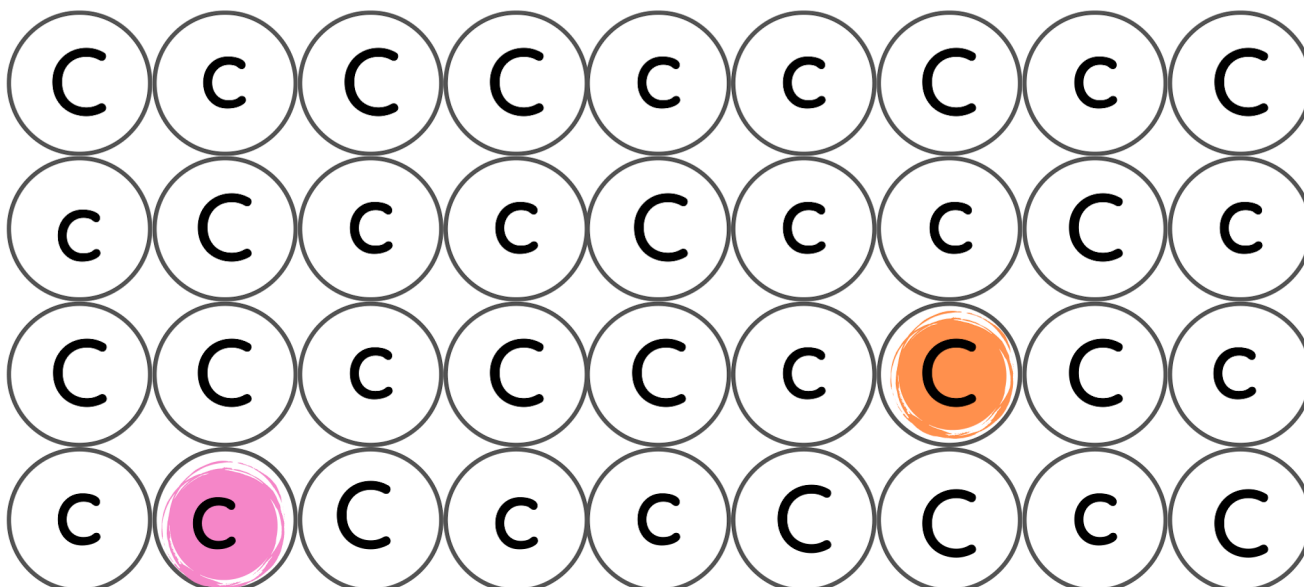


Complete the mazes.








© English Created Resources 2021 | createdres.com

Mark the dots: **C= pink** **c= orange**



© English Created Resources 2021 | createdres.com

Color the pictures that begin with the letter C.



© English Created Resources 2021 | createdres.com

Fill in the missing letters. Read each sentence and match the pictures.



I have a

_____ upcake _____



I have a

_____ at _____



I have a

_____ andie _____



I have a

_____ up _____



I have a

_____ aterpitar _____



© English Created Resources 2021 | createdres.com

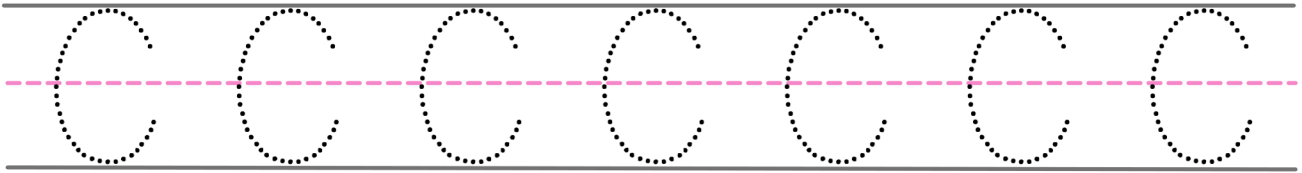
Practice writing your lowercase letter c.

Handwriting practice lines for the lowercase letter 'c'. The first row contains seven dotted 'c's for tracing. The second row contains one dotted 'c' for tracing. The third row contains one dotted 'c' for tracing. Each row is bounded by a solid top line, a dashed middle line, and a solid bottom line.

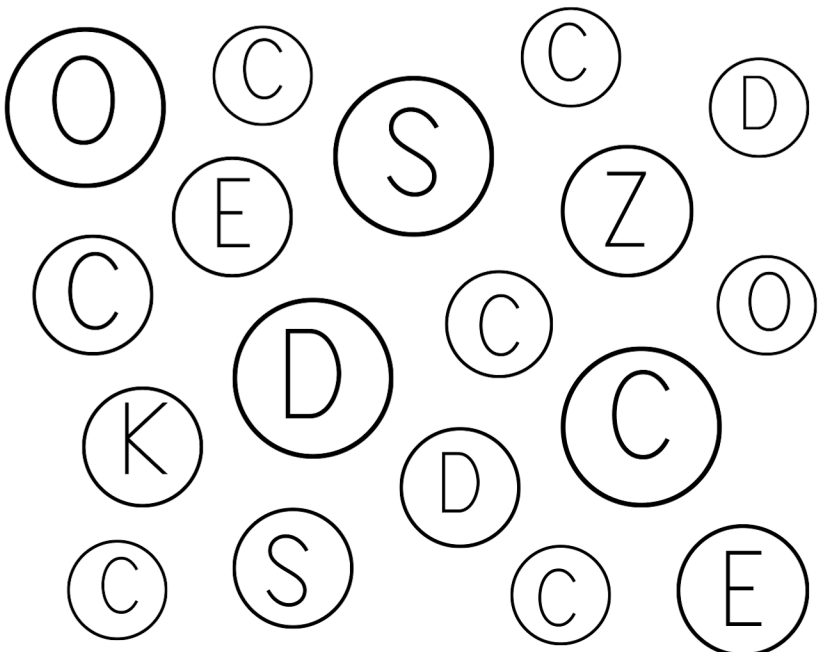
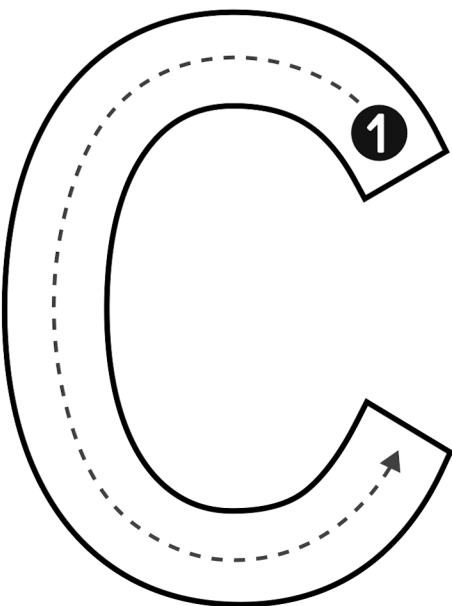
Trace the letter. Then color the circles that have the letter you traced.

Tracing and coloring activity for the lowercase letter 'c'. On the left is a large 'c' with a dashed outline and a number '1' with an arrow indicating the starting point and direction of the stroke. To the right are 15 circles containing various lowercase letters: c, c, z, e, c, a, e, c, o, c, n, c, s, n, a, c, o.

Practice writing your uppercase letter C.



Trace the letter. Then color the circles that have the letter you traced.





English Created Resources prides itself on providing everything a learner needs to improve the level of English.

Such materials are provided for free download to be available for learners around the world. You can find English ESL worksheets for home learning, online practice, distance learning and for English classes.

Our Website helps you to give your child a boost using our free printables. You will be able to help your child with his grammar skills with our printables that focus on using punctuation, reading and writing. Such worksheets are a useful learning tool for kids who are trying to read, write or want to practice their English language skills at home.

Designed by English Created Resources



Beni Suef, Egypt



copyright@createdres.com



www.createdres.com

www.nortechplus.com

For more FREE materials follow us on:



<https://facebook.com/createdres>



<https://twitter.com/createdres>



<https://www.pinterest.com/createdres>



<https://t.me/freebooks4all>



<https://www.instagram.com/createdres>



<https://vk.com/createdres>

