


# ALPHABET READERS

## AND SIGHT WORDS MINI BOOK


# THE LETTER A



I see an apple.



I see an astronaut.



I see an ant.





© Copyright English Created Resources. All rights reserved.

This printable was created for you to use at home or with students in a classroom setting.

### **YOU MAY**

- Download to your computer.
- Use this file for personal use at home.
- Use in your classroom.
- Print as many copies as you would like for personal use only.

### **YOU MAY NOT**

- Extract or edit this printable.
- Share this PDF on Whatsapp, Facebook, Telegram, personal blog/website or by any other means without prior permission of the publisher.
- Upload the images onto your Facebook page or group without giving credit to **English Created Resources and sharing its website link.**
- Store or sell them on any website.
- Claim them as your own.
- **PRINT , SELL OR DISTRIBUTE THEM TO OTHERS.**

**Clipart and elements found in this PDF are copyrighted and cannot be extracted or used outside of this file without permission or license.**

**For more FREE materials follow us on:**

 <https://facebook.com/createdres>

 <https://t.me/freebooks4all>

 <https://twitter.com/createdres>

 <https://vk.com/createdres>

 <https://www.pinterest.com/createdres>

 <https://www.instagram.com/createdres>

***Thank you for your download!***



**The Letter A Book is perfect for alphabet introduction or beginning guided reading for Kindergarten. It includes sight word sentences with each letter of the alphabet. This gives your early readers sight word practice and enhances their beginning sound recognition.**

**Students will find the alphabet letter, highlight the alphabet letter in each sentence, and then color the picture on each page. They then read the sentences, which introduce them to sight words! Each page in this book has the exact same sentence pattern, which is perfect for new readers.**

**This reader comes with worksheets. Use these to enhance your lesson. Use the tracing pages to practice letter formation.**

**This book requires very little prep. When putting the books together, simply print them on paper, cut across the middle, and staple on the sides. You can also print them front and back to save paper.**

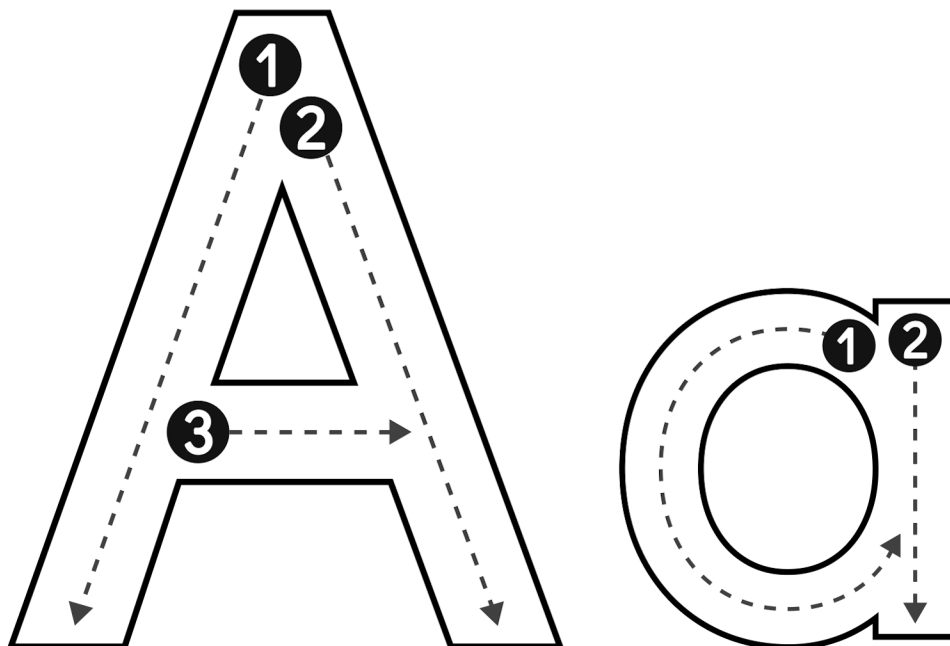
**Get the entire set of Letter Books  
from A to Z for FREE now!  
Visit English Created Resources  
website to download the entire bundle!**

# The Letter




© English Created Resources 2021 | [createdres.com](https://www.createdres.com)

Follow the guide to trace the letters.




© English Created Resources 2021 | [createdres.com](https://www.createdres.com)






**I see an apple.**




**I see an ant.**





**I see an astronaut.**




**I see an anchor.**



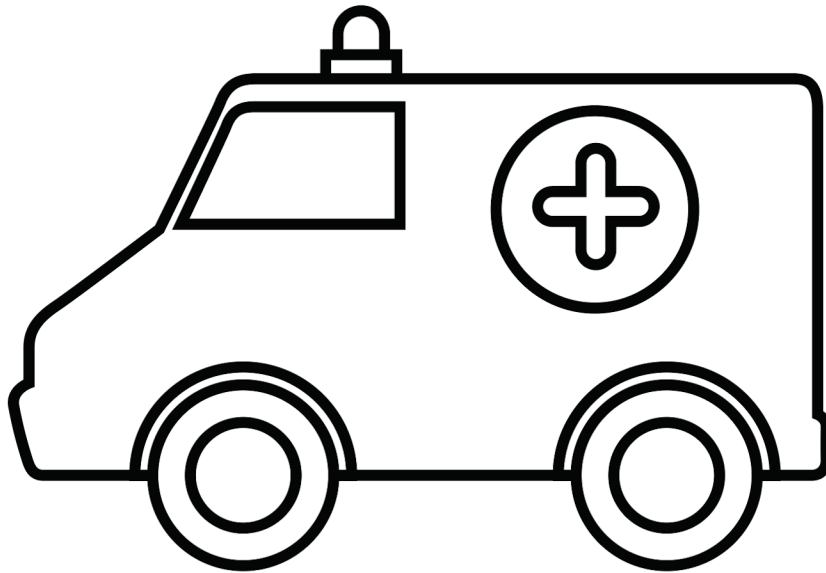


**I see an avocado.**




**I see an arrow.**



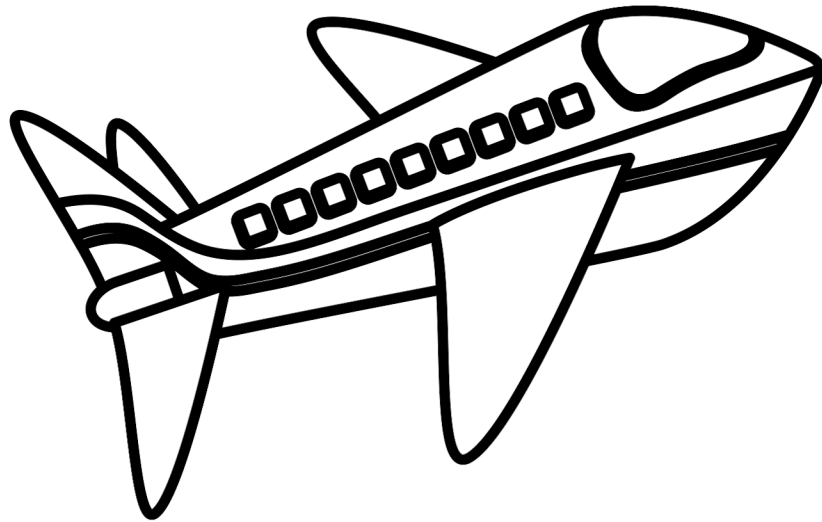


**I see an ambulance.**




**I see an alligator.**






**I see an airplane.**

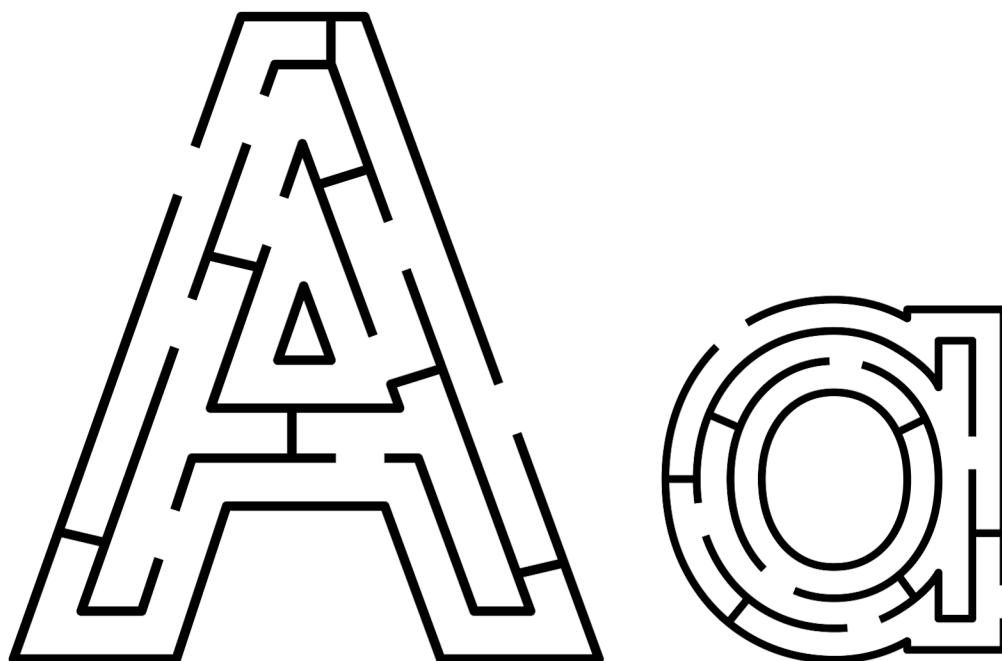


**I see an acorn.**






Complete the mazes.



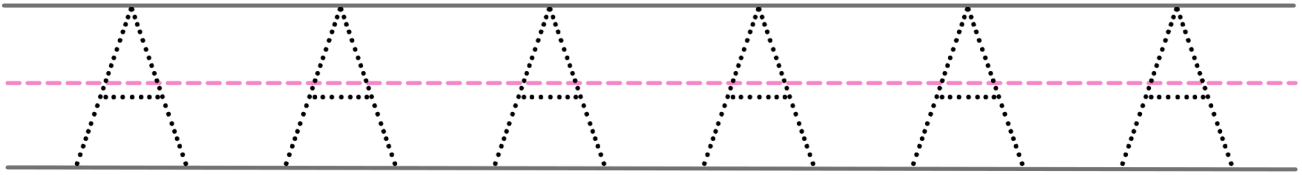
© English Created Resources 2021 | [createdres.com](http://createdres.com)

Mark the dots: A= Orange a= Green


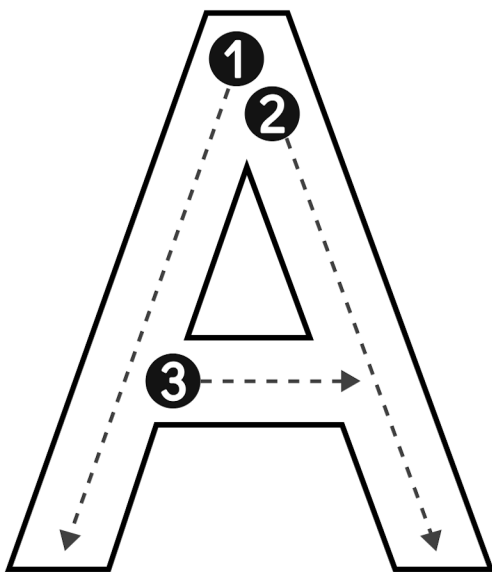


© English Created Resources 2021 | [createdres.com](http://createdres.com)

Practice writing your uppercase letter A.



Trace the letter. Then color the circles that have the letter you traced.




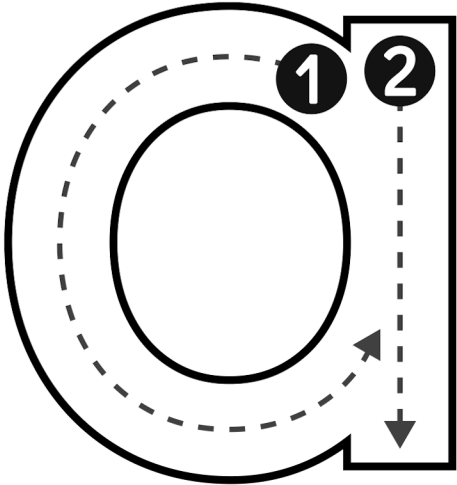


Practice writing your lowercase letter a.

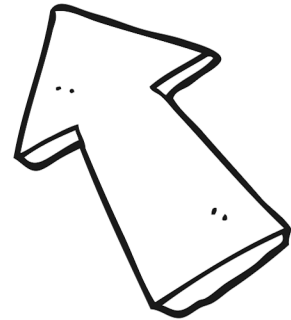





Tracing practice lines for lowercase letter 'a'. The first row contains seven dotted 'a's for tracing. The second row contains one dotted 'a' for tracing. The third row contains one dotted 'a' for tracing.



Trace the letter. Then color the circles that have the letter you traced.



Color the pictures that begin with the letter A.



© English Created Resources 2021 | [createdres.com](http://createdres.com)

Fill in the missing letters. Read each sentence and match the pictures.



I see an

pple



I see an

stronaut



I see an

nt



I see an

lligator



I see an

mbulance



© English Created Resources 2021 | [createdres.com](http://createdres.com)



English Created Resources prides itself on providing everything a learner needs to improve the level of English.

Such materials are provided for free download to be available for learners around the world. You can find English ESL worksheets for home learning, online practice, distance learning and for English classes.

Our Website helps you to give your child a boost using our free printables. You will be able to help your child with his grammar skills with our printables that focus on using punctuation, reading and writing. Such worksheets are a useful learning tool for kids who are trying to read, write or want to practice their English language skills at home.

## Designed by English Created Resources



**Beni Suef, Egypt**



**copyright@createdres.com**



**[www.createdres.com](http://www.createdres.com)**

**[www.nortechplus.com](http://www.nortechplus.com)**

**For more FREE materials follow us on:**



**<https://facebook.com/createdres>**



**<https://twitter.com/createdres>**



**<https://www.pinterest.com/createdres>**



**<https://t.me/freebooks4all>**



**<https://www.instagram.com/createdres>**



**<https://vk.com/createdres>**

