



EARTH DAY

Activity PACK





© Copyright English Created Resources. All rights reserved.

This printable was created for you to use at home or with students in a classroom setting.

YOU MAY:

- Download to your computer.
- Use this file for personal use at home.
- Use in your classroom.
- Print as many copies as you would like for personal use only.

YOU MAY NOT

- Extract or edit this printable.
- Share this PDF on Whatsapp, Facebook, Telegram, personal blog/website or by any other means without prior permission of the publisher.
- Upload the images onto your Facebook page or group without giving credit to **English Created Resources and sharing its website link.**
- Store or sell them on any website.
- Claim them as your own.
- **PRINT AND SELL OR DISTRIBUTE THEM TO OTHERS.**

Clipart and elements found in this PDF are copyrighted and cannot be extracted and used outside of this file without permission or license.

For more FREE materials follow us on:



<https://facebook.com/createdres>



<https://t.me/freebooks4all>



<https://twitter.com/createdres>



<https://vk.com/createdres>




<https://www.pinterest.com/createdres>



<https://www.instagram.com/createdres>

Thank you for your download!



The THREE R's



REDUCE

-to Use less of something



REUSE

-to use again



RECYCLE

-to change waste into a usable material again

There are many different ways we can help our earth. Some of the best ways are using the three R's.



Cut and paste the pictures
into the correct boxes.

The THREE R's

REDUCE



REUSE



RECYCLE



Cut and paste the pictures into the correct boxes.



turn off
lights



bags



bottles



turn off
water



books



boxes



ride a
bike



batteries



cans



walk



clothes



glass



ride
the
bus



furniture



plastic
bags




RECYCLE



paper



metal




plastic



glass



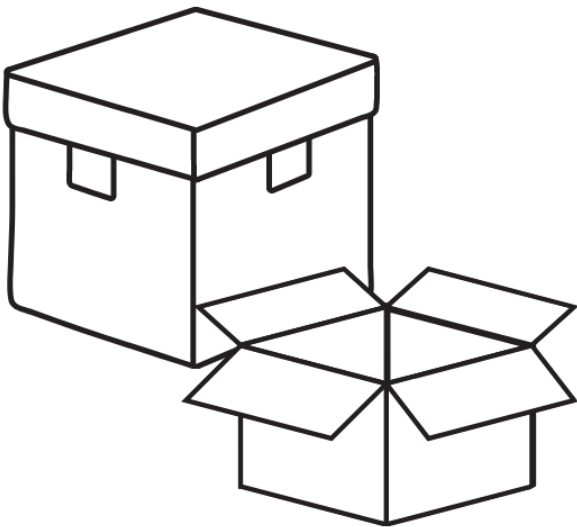
REUSE



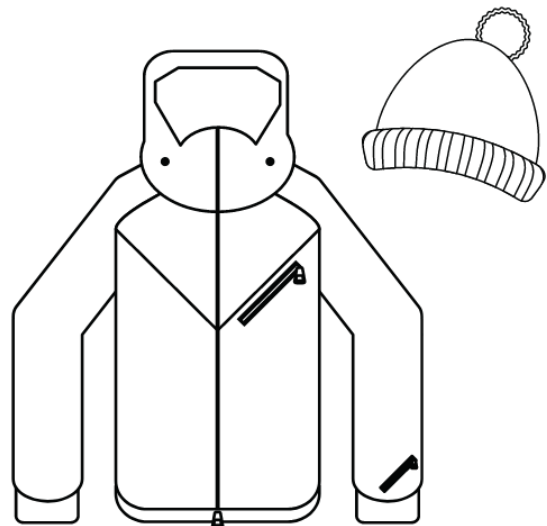
furniture




books



boxes




clothes




REDUCE




water




energy



electricity



fuel



Word Search

B O O R G R A S S D F
L I T T E R R Z P F G
N J I T R E E R R R P
E B A T W C D E I L R
T W P O S Y U U N S E
B R L S J C C S G N S
D F A D W L E E T E E
Y L N S I E V V T T R
G A T O H A K S G T V
S K S P S N A T U R E
H E W G M W E A R T H

clean
earth
flowers
glass

grass
green
lake
litter

nature
planet
plants
preserve

recycle
reduce
reuse
save

trash
tree
waste
water



Unscramble the
words below.

EUEDCR

SUERE

CERELCY

ETARW

ETRE

LPTAN

WLKA


IYECBLC



Draw a line to match the shadows of these items related to Earth Day.

EARTH DAY

Shadow Matching





Draw a picture in the box below showing how you might help the earth and then complete the sentence below.

I can help the earth




I can help the earth by:





EARTH DAY



© Copyright English Created Resources 2021.
All rights reserved.



English Created Resources prides itself on providing everything a learner needs to improve the level of English.

Such materials are provided for free download to be available for learners around the world. You can find English ESL worksheets for home learning, online practice, distance learning and for English classes.

Our Website helps you to give your child a boost using our free, printable worksheets. You will be able to help your child with his grammar skills with our printable worksheets that focus on using punctuation, reading and writing. Such Worksheets are a useful learning tool for kids who are trying to read, write or want to practice their English language skills at home.

Designed by English Created Resources



Beni Suef, Egypt



admin@createdres.com



www.createdres.com

www.eslworksheetpdf.com

www.nortechplus.com

For more FREE materials follow us on:



<https://facebook.com/createdres>



<https://twitter.com/createdres>



<https://www.pinterest.com/createdres>



<https://t.me/freebooks4all>



<https://www.instagram.com/createdres>



<https://vk.com/createdres>

