



My little **RAMADAN** • **BOOK** •



© Copyright
English Created Resources 2021.
All rights reserved.



© Copyright English Created Resources. All rights reserved.

This printable was created for you to use at home or with students in a classroom setting.

YOU MAY:

- Download to your computer.
- Use this file for personal use at home.
- Use in your classroom.
- Print as many copies as you would like for personal use only.

YOU MAY NOT

- Extract or edit this printable.
- Share this PDF on Whatsapp, Facebook, Telegram, personal blog/website or by any other means without prior permission of the publisher.
- Upload the images onto your Facebook page or group without giving credit to **English Created Resources and sharing its website link.**
- Store or sell them on any website.
- Claim them as your own.
- **PRINT AND SELL OR DISTRIBUTE THEM TO OTHERS.**

Clipart and elements found in this PDF are copyrighted and cannot be extracted and used outside of this file without permission or license.

For more FREE materials follow us on:



<https://facebook.com/createdres>



<https://t.me/freebooks4all>



<https://twitter.com/createdres>



<https://vk.com/createdres>



<https://www.pinterest.com/createdres>



<https://www.instagram.com/createdres>

Thank you for your download!

Ramadan

Appreciation Chart



My little
RAMADAN
• **BOOK** •

Every day during Ramadan, write down one thing Allah has given you that you are thankful for.

Ramadan

Fasting Chart

Colour a star
each day of
Ramadan.



1	2	3	4	5
6	7	8	9	10
11	12	13	14	15
16	17	18	19	20
21	22	23	24	25
26	27	28	29	30

What is Ramadan?



My little **RAMADAN** • BOOK •

The holy month of Ramadan marks the time when the prophet Muhammad received the words of the Qur'an. We observe Ramadan by praying, reading the Qur'an, and fasting. It is the best month of the year. This month is special because Allah rewards you more for your good deeds and forgives more.

Complete the sentences below:

- We observe Ramadan by
.....
.....
- This month is special because
.....
.....

The five Pillars of Islam



My little **RAMADAN** • BOOK •

The five pillars of Islam are the five basic rules that Muslims must live by to live a good life.

Trace the words and colour each pillar.

Faith

SHAHADA

Prayer

SALAAT

Charity


ZAKAT

Fasting

SAUM

Pilgrimage

HAJJ



The five Pillars of Islam

Match the words to the correct pictures.



My little
RAMADAN
• BOOK •

Shahadah



Salah



Sawm



Zakat



Hajj




What does the moon look like when Ramadan begins?

Draw a picture below.





My little
RAMADAN
• **BOOK** •



Iftar

Cut and paste the pictures to create your ideal iftar meal.





Draw a picture of how the outside looks when fasting begins and when it ends.



Begin

End

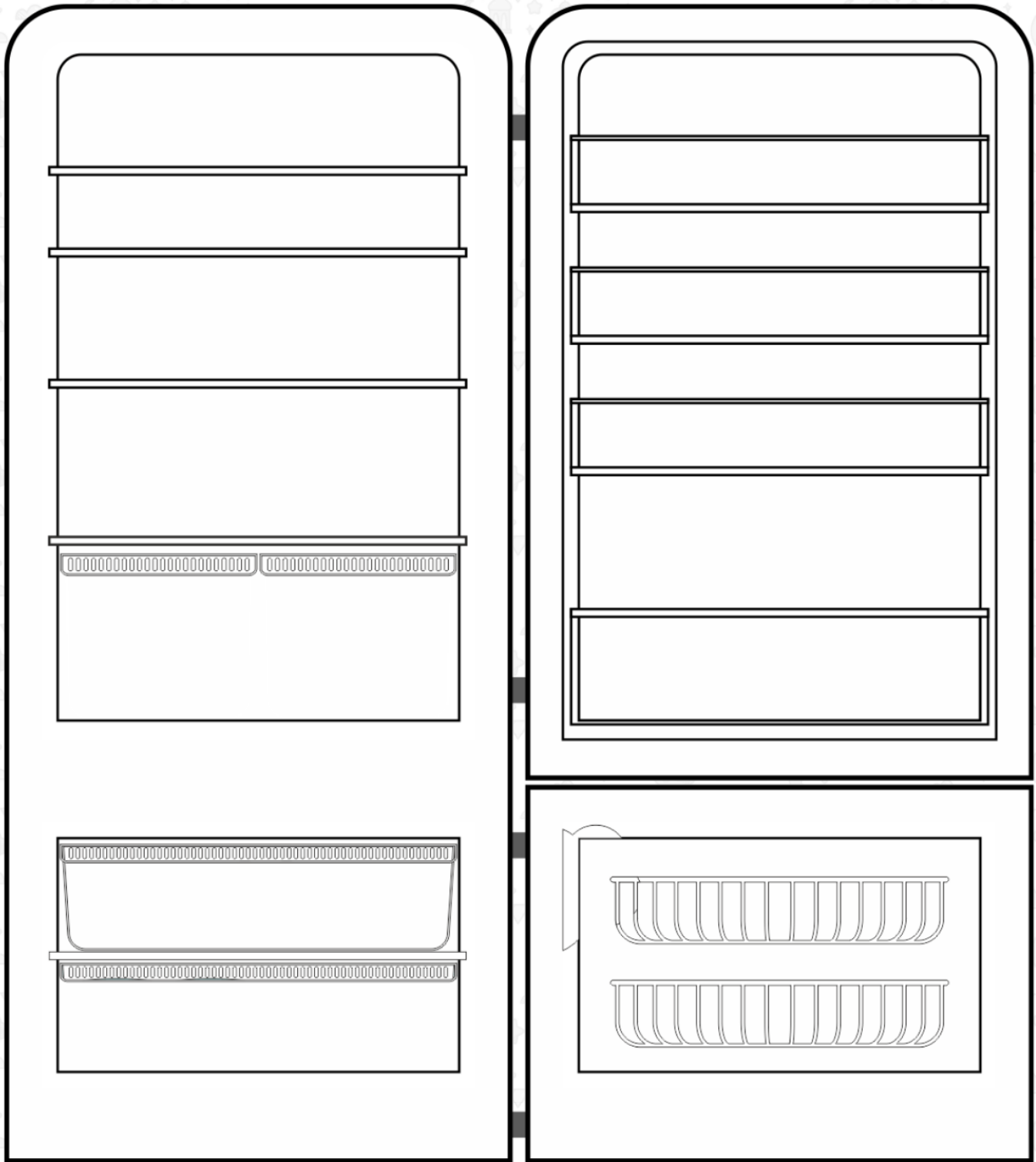
Fasting



During Ramadan, Muslims Fast. We do not eat or drink anything during the day.

Cut out the pictures and put the food away in the refrigerator.

My little
RAMADAN
• BOOK •



Fasting



Fasting starts at FAJR, the prayer at dawn.

Fasting ends at MAGHRIB, sunset.

Cut out the pictures and put the food
away in the cupboard until sunset.

My **little**
RAMADAN
• **BOOK** •



Cut out the pictures below and use for the fasting activity pages



Who must fast and who is excused?



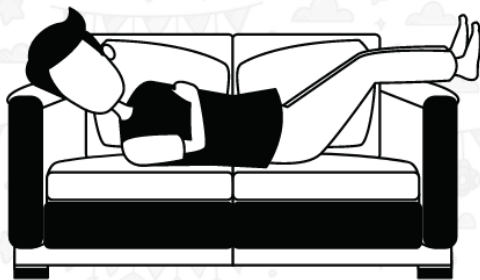
My little **RAMADAN** • BOOK •

All Muslims are supposed to fast during Ramadan, except for those that are excused from fasting.

Look at the pictures below and colour those that are excused from fasting.



traveling



sleepy



angry



elderly



pregnant



small kids



sick

Good Deeds During Ramadan

During Ramadan, we should not only abstain from food and drink but also from bad things or sins.

Cut and paste the pictures into the correct boxes below.



My little
RAMADAN
• **BOOK** •


Good Deeds



Bad Deeds








Cut out the pictures below and use for the good deeds activity page.



My Ramadan Chart



 Days	 Fast	 Wudu	 Salah	 Qur'an	 Du'a	 Good Deeds	 Sadaqah
1							
2							
3							
4							
5							
6							
7							
8							
9							
10							
11							
12							
13							
14							
15							
16							
17							
18							
19							
20							
21							
22							
23							
24							
25							
26							
27							
28							
29							
30							

Iftar

It is almost time to break the fast.
Follow the number path and colour
each number to help Irfan and Cyra
reach their meal.



		1	2	6	9	8
		↑	3	4	2	7
5	2	9	5	5	3	9
4	10	13	9	6	5	6
7	12	9	8	7	18	12
9	3	10	11	13	14	17
2	6	11	14	15	16	19
10	13	12	13	16		
11	15	14	17	→		



Learn 30 names of Allah



Each day during Ramadan learn a new name of Allah.
Trace a new name each day and say it three times.

Meaning:

1. Ar-Rahman - the beneficent
2. Ar-Raheem - the merciful
3. Al-Malik - the eternal lord
4. Al-Quddus - the most sacred
5. As-Salam - the embodiment of peace
6. Al-Mu'min - the infuser of faith
7. Al-Muhaymin - the preserver of safety
8. Al-Aziz - the mighty one
9. Al-Jabbar - the omnipotent one
10. Al-Mutakabbir - the dominant one

Learn 30 names of Allah



Each day during Ramadan learn a new name of Allah.
Trace a new name each day and say it three times.

Meaning:

11. Al-Khaaliq

- the creator

12. Al-Baari

- the evolver

13. Al-Musawwir

- the flawless shaper

14. Al-Ghaffaar

- the great forgiver

15. Al-Qahhaar

- the all-prevailing one

16. Al-Wahhab

- the supreme bestower

17. Ar-Razzaq

- the total provider

18. Al-Fattah

- the supreme solver

19. Al-Alim

- the all-knowing one

20. Al-Qaabid

- the restricting one

Learn 30 names of Allah



Each day during Ramadan learn a new name of Allah.
Trace a new name each day and say it three times.

Meaning:

21. Al-Baasit

- the extender

22. Al-Khaafid

- the reducer

23. Ar-Rafi

- the elevating one

24. Al-Mu'izz

- the honourer-bestower

25. Al-Muzil

- the abaser

26. As-Sami'

- the all-hearer

27. Al-Baseer

- the all-seeing

28. Al-Hakam

- the impartial judge

29. Al-Adl

- the embodiment of justice

30. Al-Lateef

- the knower of subtleties

Charity

Learn of ways to give to others by cutting and pasting the pictures in the correct boxes below.



Ways to give

Positive Results

Cut out the pictures below and use for charity activity page.


Raise money
to donate to
the needy



You feel
great to
help others



Donate
toys and
books



A kid gets
new toys
and books



Buy groceries
for a
neighbour



A family
gets dinner



Donate
clothing



A kid gets
new
clothing



Cook a meal
for someone
in need



A hungry
person gets
a meal



Buy food for
an animal
shelter



A hungry
dog gets
to eat




Taraweeh

Prayers performed at night after the Isha prayer.





It is almost time for Taraweeh. Help the kids find their way to the correct mosque.














Face Cut and Paste

Cut and paste different faces for Abdu and Aya.





Allah likes when we are happy.



We should always be happy and smile during Ramadan.
Cut and paste the pictures to match the correct emotions.

embarrassed

silly

angry

sad

happy

furious

confused

excited








sick

relaxed

worried

surprised

Cut out the pictures below and use for the emotions activity page.



My Ramadan Routine



Cut and paste your Ramadan routine in the correct order.

1.

6.

2.

7.

3.

8.

4.

9.

5.

10.

Cut out the pictures below and use for the
Ramadan routine activity page.



Pray
Asr



Pray
Fajr



Fasting



Pray
Magrib



Eat
Suhur



Break
Fast -
Iftar



Read
Qur'an



Pray
Zuhr



Wake up
before
dawn




Tarawih
and
Isha
Prayer

Ramadan Counting



Count each picture in the box and write the number.



How many? _____



How many? _____



How many? _____



How many? _____




How many? _____



How many? _____



How many? _____








How many? _____

Ramadan Puzzles




Cut and paste the picture to complete each puzzle.



Ramadan Patterns

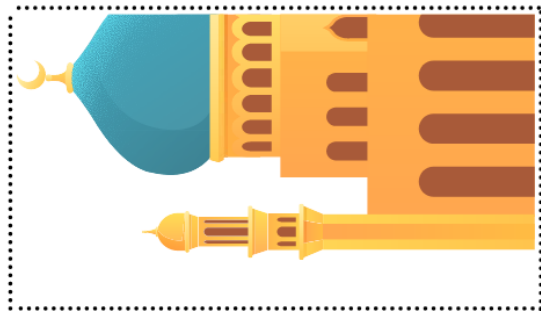


Cut and paste the picture to complete each pattern.



Ramadan Puzzle Activity

Cut and paste the picture to complete each puzzle.



Ramadan Patterns Activity




Cut and paste the picture to complete each pattern.



Alphabet Tracing




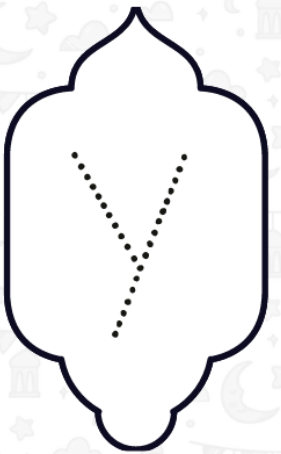
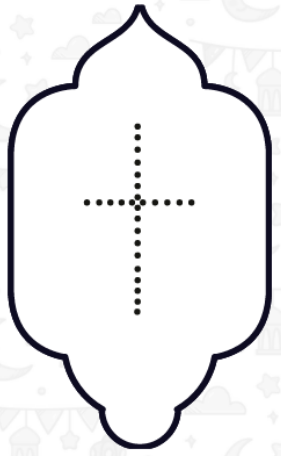
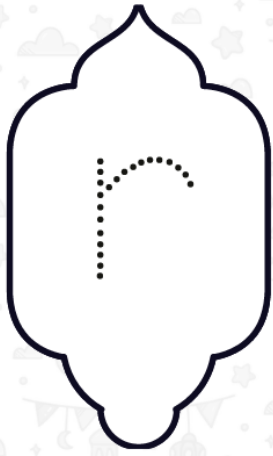
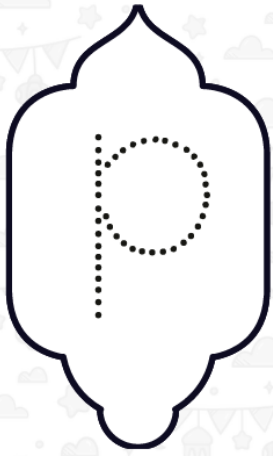
Trace the lowercase letters below.



Alphabet Tracing









Trace the lowercase letters below.



Number Tracing





Trace the numbers below.



Tracing Lines



Trace the lines to help the kids find their way to the mosque.



Ramadan Wordsearch



Find the words listed below and circle them.
They can be written either horizontally or vertically.

S D O F A J R B F D R W
A M A G H R I B T A A Z
L M O S K E I D A D M A
A H S U H O O R K L A K
T E G D H U H R B A D A
Q U R A N E N T I R A T
H U Q I F T A R R N N X
A S S R J F A S T A J W


FAJR
RAMADAN
SALAT
MAGHRIB
QURAN

EID
IFTAR
FAST
RIB
BAD

SUHOOR
ZAKAT
DHUHR
ASSR
ISHA

TAQWA
IMAAAN
JANNAH
RAYYAN
TAKBIR

Colouring



What is Eid?

Muslims have two big holidays, and they are called Eid al-Fitr and Eid al-Adha. When Ramadan ends, Eid al-Fitr begins.





English Created Resources prides itself on providing everything a learner needs to improve the level of English.

Such materials are provided for free download to be available for learners around the world. You can find English ESL worksheets for home learning, online practice, distance learning and for English classes.

Our Website helps you to give your child a boost using our free, printable worksheets. You will be able to help your child with his grammar skills with our printable worksheets that focus on using punctuation, reading and writing. Such Worksheets are a useful learning tool for kids who are trying to read, write or want to practice their English language skills at home.

Designed by English Created Resources



Beni Suef, Egypt



admin@createdres.com



www.createdres.com

www.eslworksheetpdf.com

www.nortechplus.com

For more FREE materials follow us on:



<https://facebook.com/createdres>



<https://twitter.com/createdres>



<https://www.pinterest.com/createdres>



<https://t.me/freebooks4all>



<https://www.instagram.com/createdres>



<https://vk.com/createdres>

