

my  
**Alphabet**

Tracing and Coloring Book

New Edition



This book belongs to:

\_\_\_\_\_



**Copyright © English Created Resources. All rights reserved.**

This printable was created for you to use at home or with students in a classroom setting.

**YOU MAY:**

- Download to your computer.
- Use this file for personal use at home.
- Use in your classroom.
- Print as many copies as you would like for personal use only.

**YOU MAY NOT**

- Extract or edit this printable.
- Share this PDF on Whatsapp, Facebook, Telegram, personal blog/website or by any other means without prior permission of the publisher.
- Upload the images onto your Facebook page or group without giving credit to **English Created Resources and sharing its website link.**
- Store or sell them on any website.
- Claim them as your own.
- **PRINT AND SELL OR DISTRIBUTE THEM TO OTHERS.**

**Clipart and elements found in this PDF are copyrighted and cannot be extracted and used outside of this file without permission or license.**

**For more FREE materials follow us on:**

 <https://facebook.com/createdres>

 <https://t.me/freebooks4all>

 <https://twitter.com/createdres>

 <https://vk.com/createdres>

 <https://www.pinterest.com/createdres>

 <https://www.instagram.com/createdres>

***Thank you for your download!***




Name: \_\_\_\_\_

# Alphabet

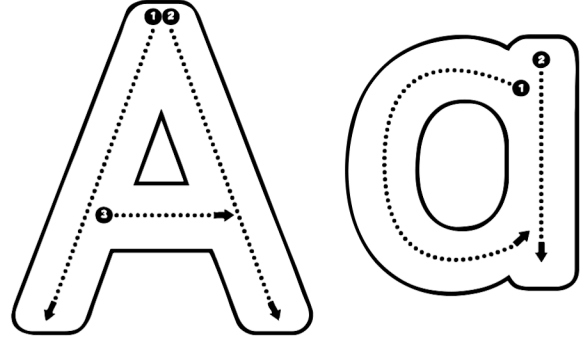
## Letter A a



colour



apple



circle it

A d t a u A  
a G A s a t

Aa Aa Aa Aa Aa




Name: \_\_\_\_\_

# Alphabet

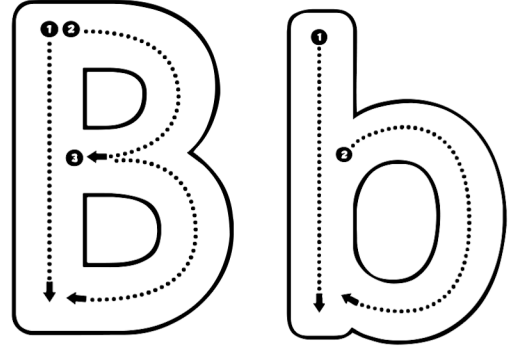
## Letter B b



colour



bird



circle it

g B s b u B  
b a w d b i

Bb Bb Bb Bb Bb




Name: \_\_\_\_\_

# Alphabet

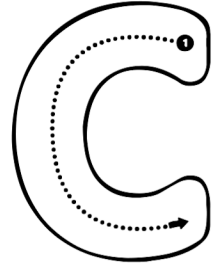
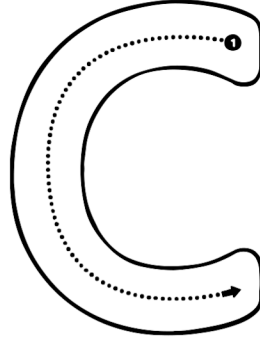
## Letter C c



colour


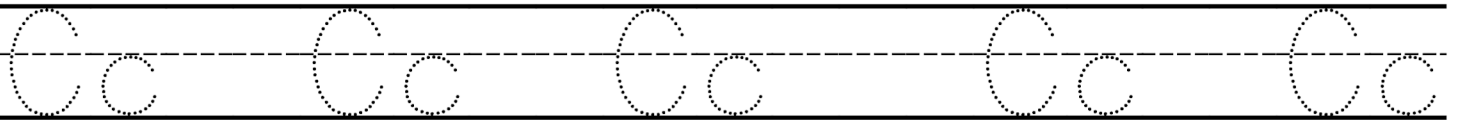


cat



circle it

C w C s c b  
c R C n c v






Name: \_\_\_\_\_

# Alphabet

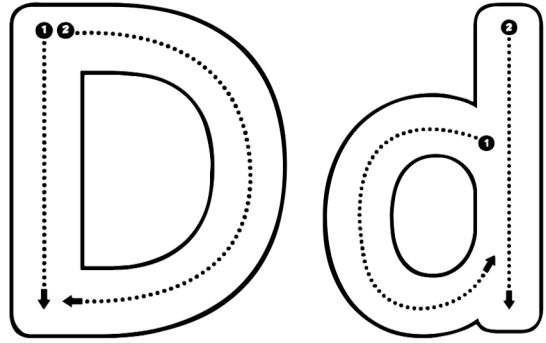
## Letter D d



colour



dog



circle it

w d o D c d  
D m l d r D

D d D d D d D d D d

Blank handwriting practice lines consisting of a solid top line, a dashed middle line, and a solid bottom line.




Name: \_\_\_\_\_

# Alphabet

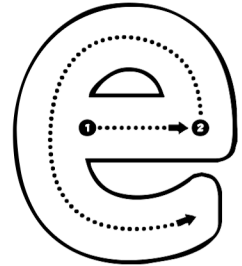
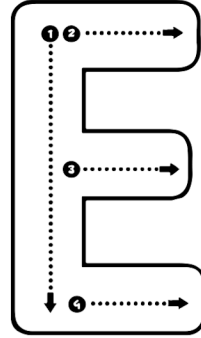
## Letter E e



colour




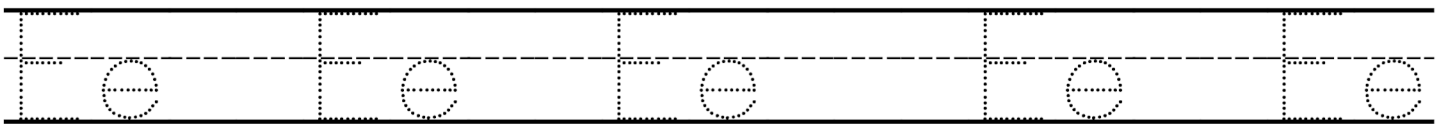
elephant



circle it

E r e M t e

k E s e w E






Name: \_\_\_\_\_

# Alphabet

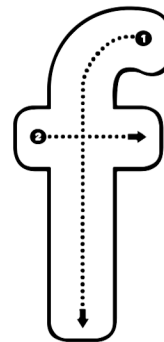
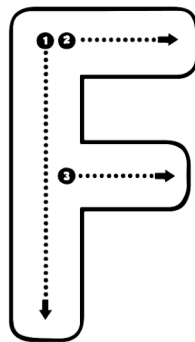
## Letter F f



colour


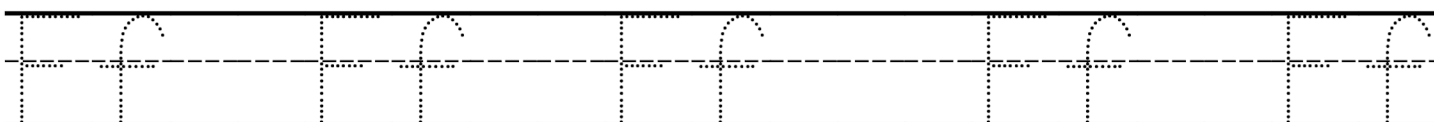


frog



circle it

k F j f L i F  
f w F z y f








Name: \_\_\_\_\_

# Alphabet

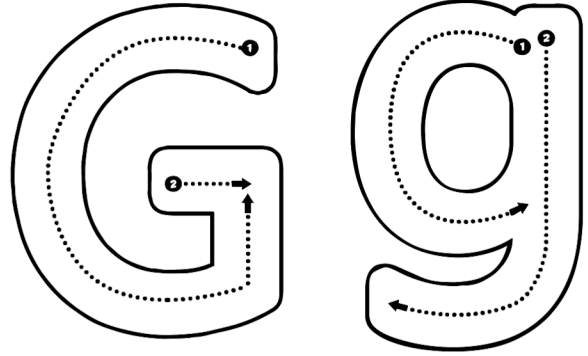
## Letter G g



colour

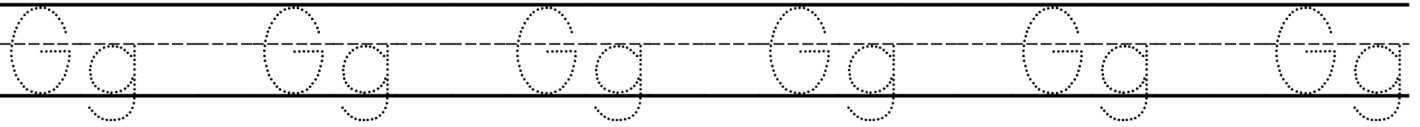


giraffe



circle it

G k g w y g  
v j G u g i G





Name: \_\_\_\_\_

# Alphabet

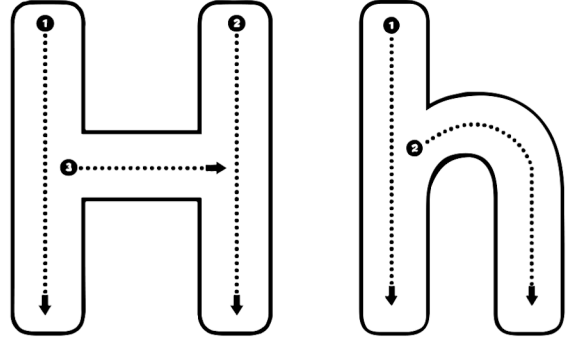
## Letter H h



colour



house



circle it

L h k H V h  
s h z H e H

Tracing practice lines for the letter H. The first row contains five dashed uppercase 'H's for tracing. Below this are four sets of blank handwriting lines, each consisting of a solid top line, a dashed middle line, and a solid bottom line.



Name: \_\_\_\_\_

# Alphabet

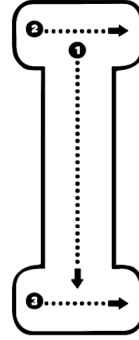
## Letter I i



colour



ice cream



circle it

L i m I k i  
j i v I s t I

Tracing practice lines for uppercase 'I' and lowercase 'i' on a four-line grid. The first row contains five dashed 'I' characters for tracing. Below this are three rows of empty four-line grids for independent practice.




Name: \_\_\_\_\_

# Alphabet

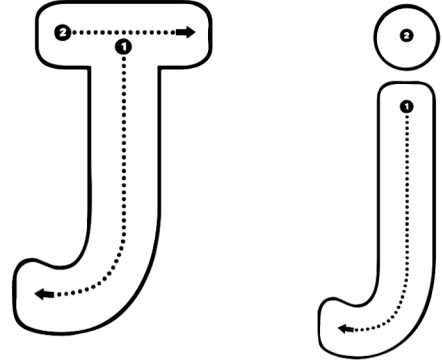
## Letter Jj



colour


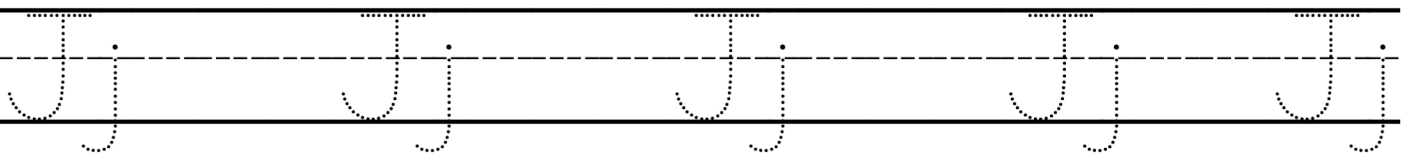


jam



circle it

J p q j k J l  
o j E j v d j





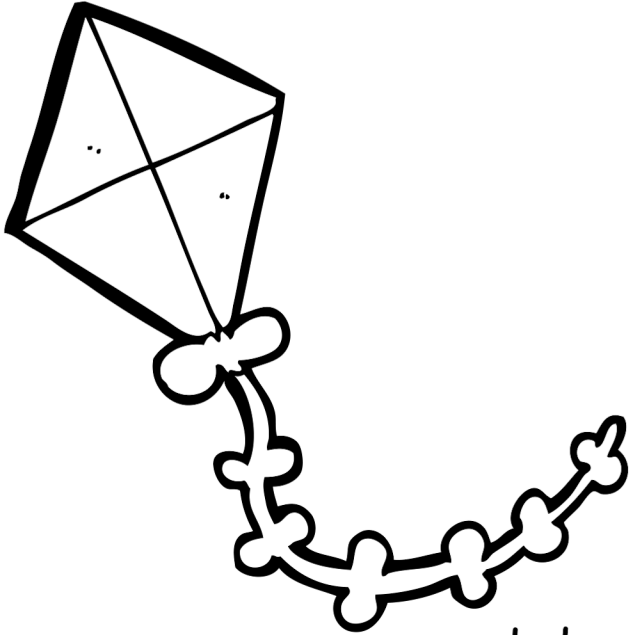
Name: \_\_\_\_\_

# Alphabet

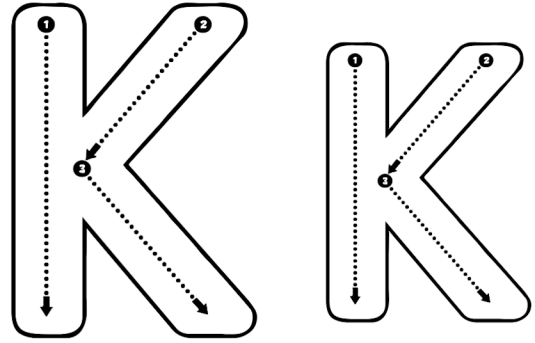
## Letter K k



colour




kite



circle it

L k w k r K  
K q K s k a






Name: \_\_\_\_\_

# Alphabet

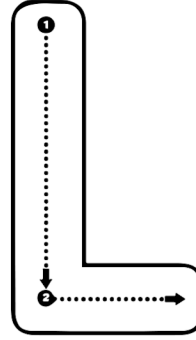
## Letter L l



colour



lamp



circle it

V l z L i t l r  
X L y l q t L

Handwriting practice area consisting of a grid of boxes at the top, followed by several sets of horizontal lines (top, dashed middle, bottom) for writing practice.



Name: \_\_\_\_\_

# Alphabet

## Letter M m



colour

monkey

circle it

M o m J i M  
E m t M f m

Mm Mm Mm Mm Mm

\_\_\_\_\_

\_\_\_\_\_

\_\_\_\_\_

\_\_\_\_\_

\_\_\_\_\_

\_\_\_\_\_




Name: \_\_\_\_\_

# Alphabet

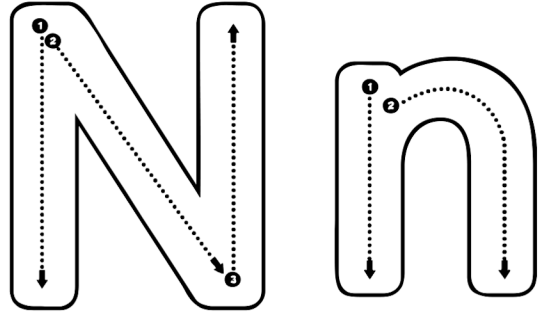
## Letter N n



colour



nurse



circle it

Q N s n I N  
n e N g r n

Nn Nn Nn Nn Nn

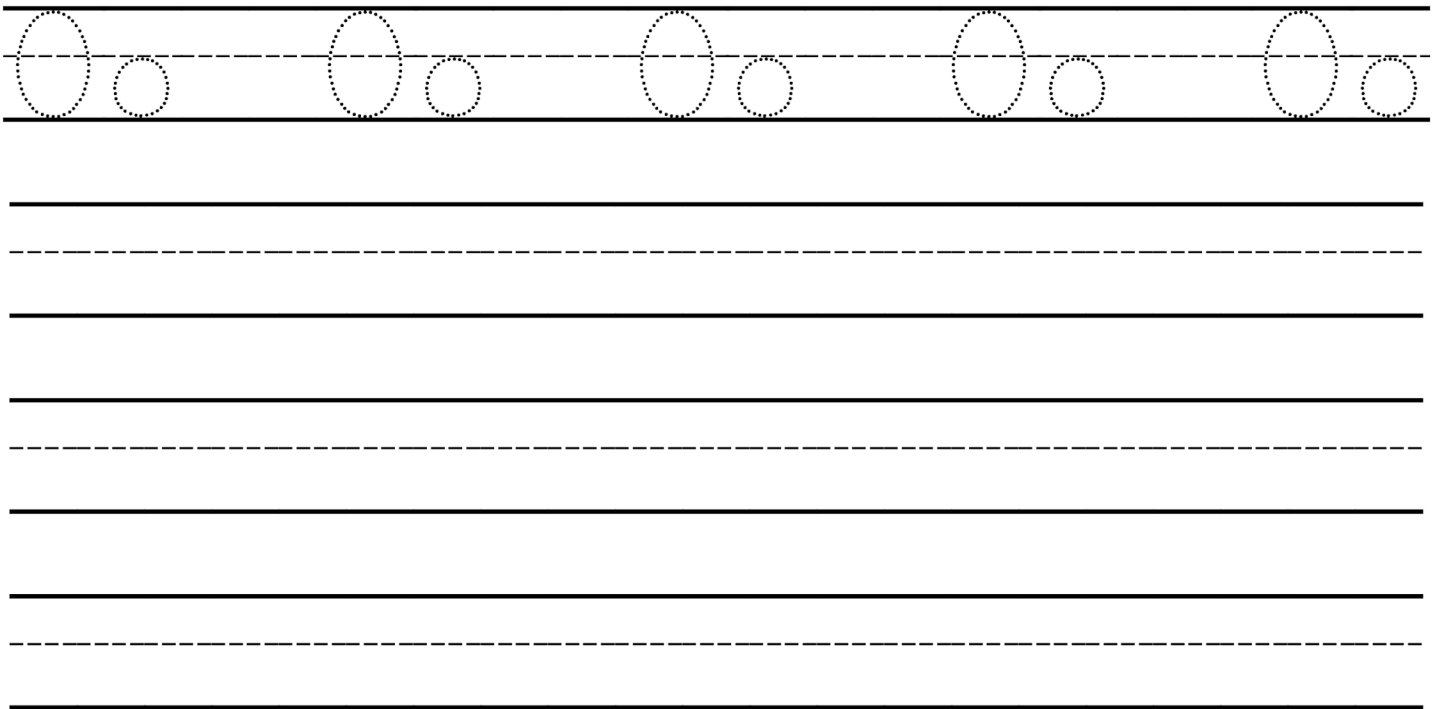
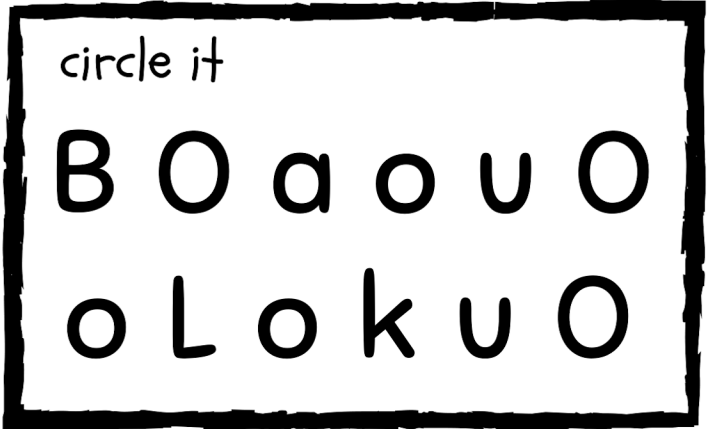
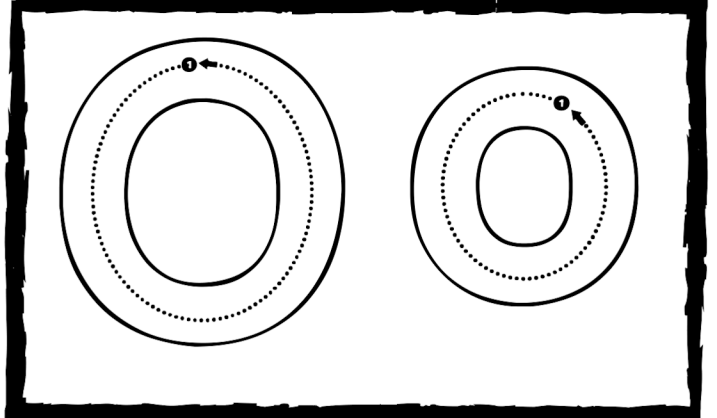





Name: \_\_\_\_\_

# Alphabet

## Letter O o






Name: \_\_\_\_\_

# Alphabet

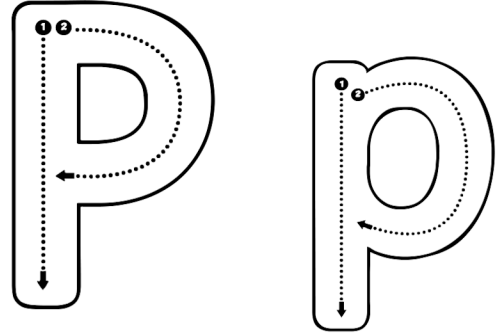
## Letter P p



colour



panda



circle it

P k f o p O  
x G d P u W

Pp Pp Pp Pp Pp




Name: \_\_\_\_\_

# Alphabet

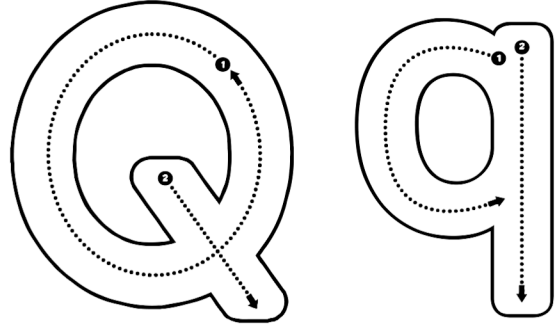
## Letter Q q



colour


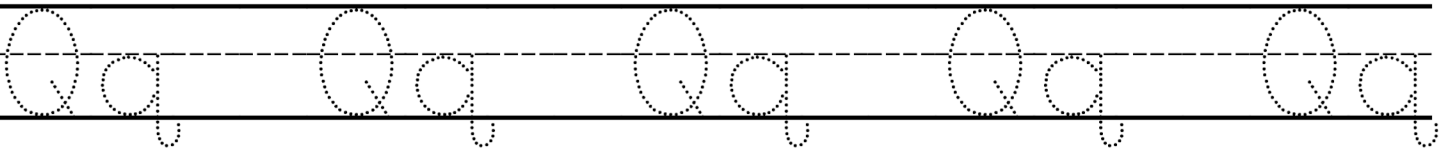


queen



circle it

Q h Q q p r  
q Q Z P q j

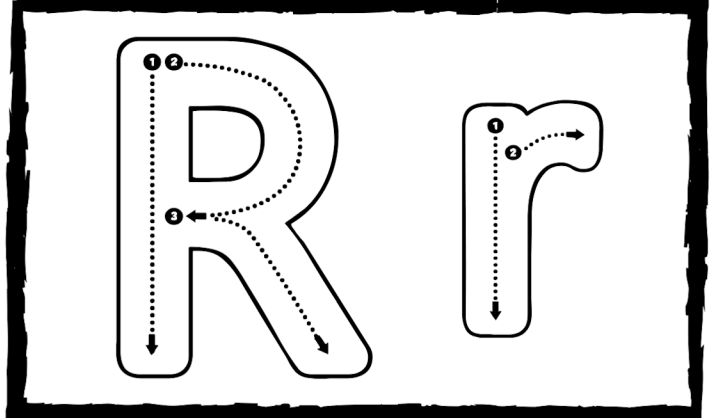





Name: \_\_\_\_\_

# Alphabet

## Letter Rr



Rr Rr Rr Rr Rr


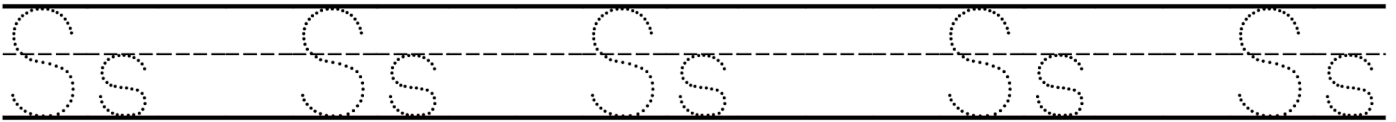


Blank handwriting practice lines consisting of a solid top line, a dashed middle line, and a solid bottom line.



Name: \_\_\_\_\_

# Alphabet

## Letter S s





Name: \_\_\_\_\_

# Alphabet

## Letter T t



colour

tree

circle it

T k t m T w  
f t w T y e t

Handwriting practice area with a grid of dashed lines for tracing and several sets of blank lines (top solid, middle dashed, bottom solid) for independent writing.



Name: \_\_\_\_\_

# Alphabet

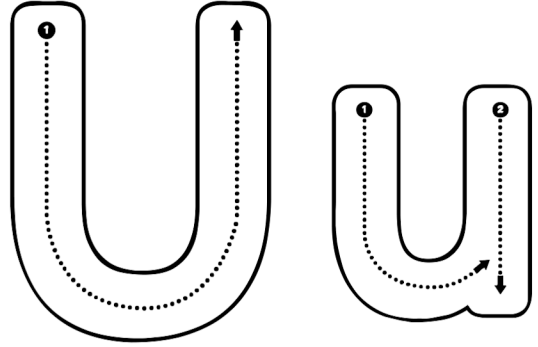
## Letter U u



colour


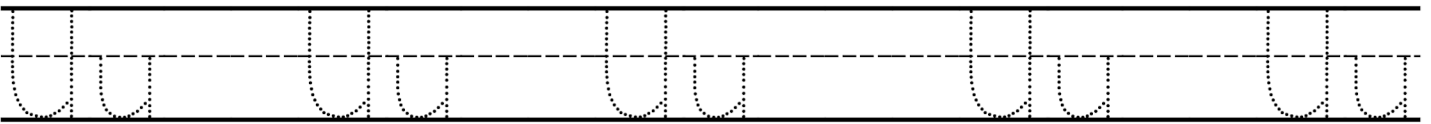


umbrella



circle it

v u w U k u  
U l u x y U





Name: \_\_\_\_\_

# Alphabet

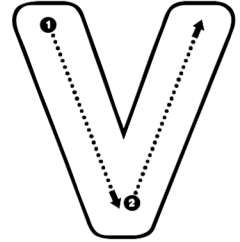
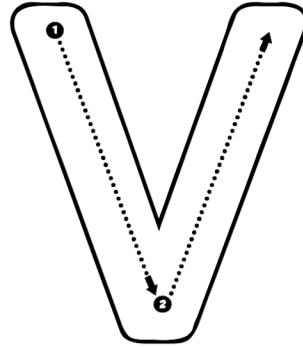
## Letter V v



colour



violin



circle it

u v w v n v  
v t v m v w

Tracing practice lines for the letter 'V'. The first row contains a series of dashed 'V' shapes for tracing. Below this are four sets of blank handwriting lines, each consisting of a solid top line, a dashed middle line, and a solid bottom line.





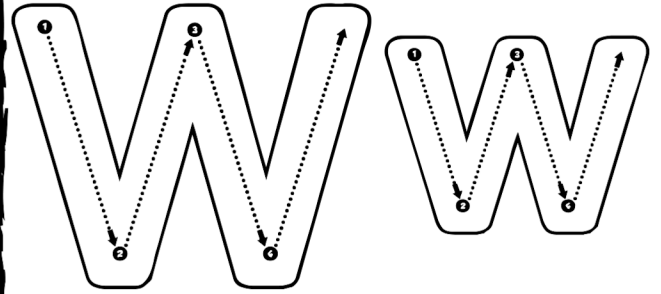

Name: \_\_\_\_\_

# Alphabet

## Letter W w



colour



circle it

W m w n l w  
x W z W r w

Tracing practice lines for uppercase 'W' and lowercase 'w' on a four-line grid. The first row contains dotted letters for tracing. Below are three rows of empty lines for independent practice.



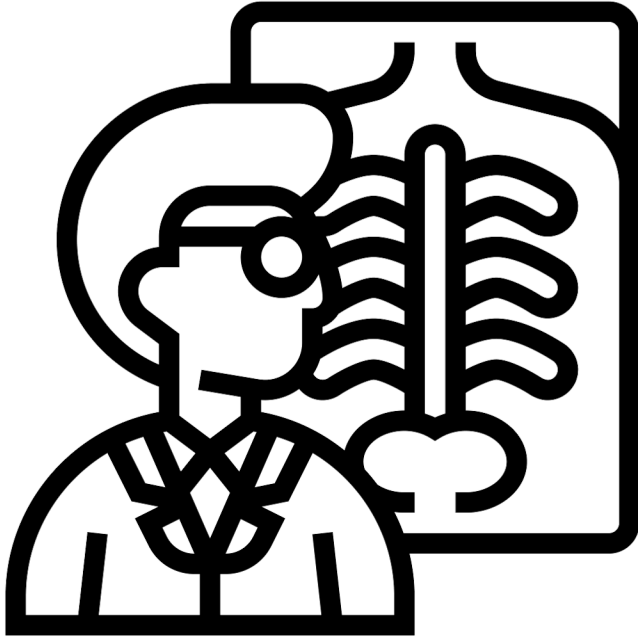
Name: \_\_\_\_\_

# Alphabet

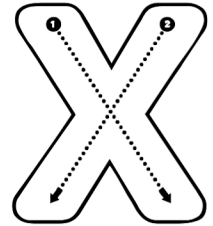
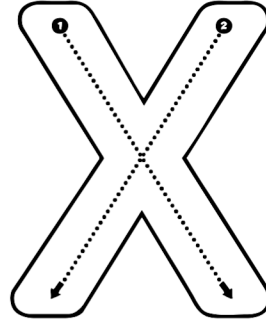
## Letter X x



colour

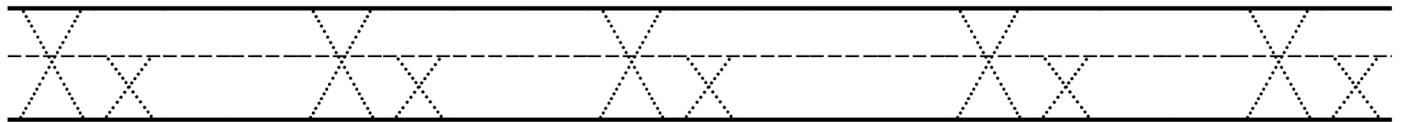


x-ray



circle it

y X l x w i x  
X e s x t x l



Four sets of handwriting practice lines, each consisting of a solid top line, a dashed middle line, and a solid bottom line.




Name: \_\_\_\_\_

# Alphabet


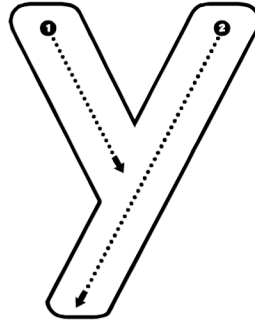
## Letter Y y



colour


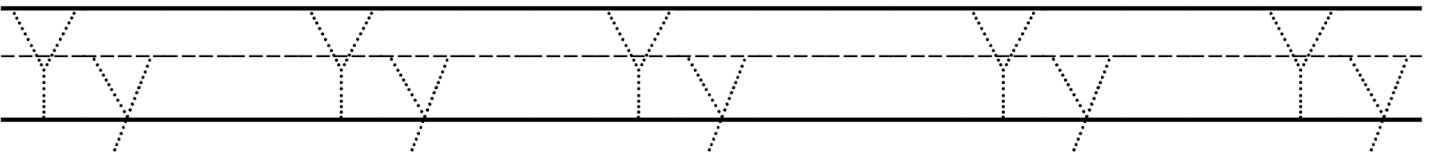


yo-yo



circle it

y j Y g b Y I  
C y d Y a y

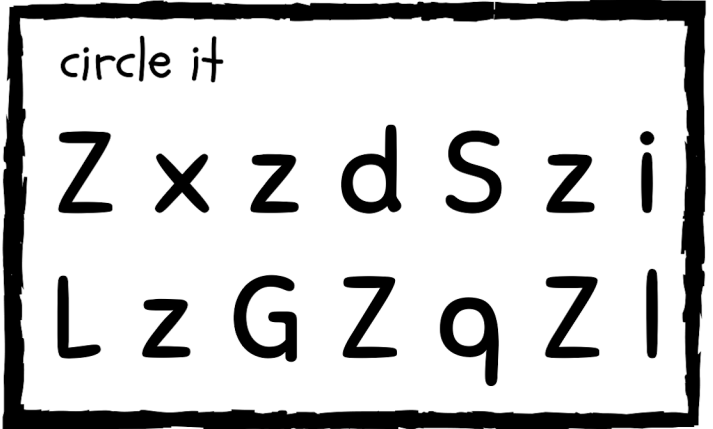
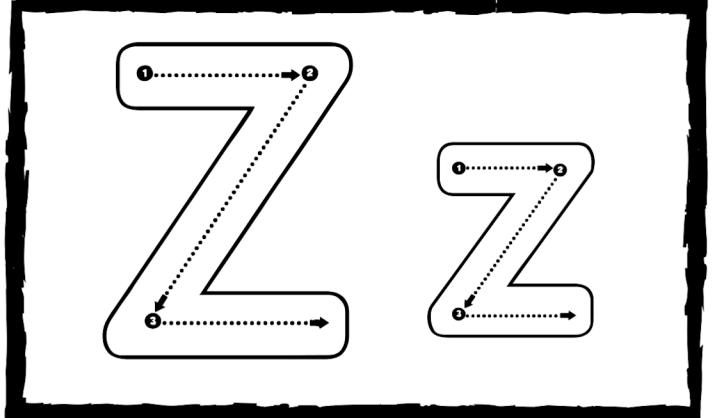





Name: \_\_\_\_\_

# Alphabet

## Letter Z z



Handwriting practice lines consisting of a series of horizontal lines with a dashed midline, and a section with diagonal dashed lines for tracing.



English Created Resources prides itself on providing everything a learner needs to improve the level of English.

Such materials are provided for free download to be available for learners around the world. You can find English ESL worksheets for home learning, online practice, distance learning and for English classes.

Our Website helps you to give your child a boost using our free, printable worksheets. You will be able to help your child with his grammar skills with our printable worksheets that focus on using punctuation, reading and writing. Such worksheets are a useful learning tool for kids who are trying to read, write or want to practice their English language skills at home.

## Designed by English Created Resources



**Beni Suef, Egypt**



**copyright@createdres.com**



**[www.createdres.com](http://www.createdres.com)**

**[www.nortechplus.com](http://www.nortechplus.com)**

**For more FREE materials follow us on:**



**<https://facebook.com/createdres>**



**<https://twitter.com/createdres>**



**<https://www.pinterest.com/createdres>**



**<https://t.me/freebooks4all>**



**<https://www.instagram.com/createdres>**



**<https://vk.com/createdres>**

