



# WORD FAMILY

## READING COMPREHENSION



## Part Two

Includes: ig, in, ip, it, ob, og, op, ot, ub, um, un, ut,  
and ug.





**Copyright © English Created Resources. All rights reserved.**

This printable was created for you to use at home or with students in a classroom setting.

**YOU MAY:**

- Download to your computer.
- Use this file for personal use at home.
- Use in your classroom.
- Print as many copies as you would like for personal use only.

**YOU MAY NOT**

- Extract or edit this printable.
- Share this PDF on Whatsapp, Facebook, Telegram, personal blog/website or by any other means without prior permission of the publisher.
- Upload the images onto your Facebook page or group without giving credit to **English Created Resources and sharing its website link.**
- Store or sell them on any website.
- Claim them as your own.
- **PRINT, SELL OR DISTRIBUTE THEM TO OTHERS.**

**Clipart and elements found in this PDF are copyrighted and cannot be extracted and used outside of this file without permission or license.**

**For more FREE materials follow us on:**



<https://facebook.com/createdres>



<https://t.me/freebooks4all>



<https://twitter.com/createdres>



<https://vk.com/createdres>



<https://www.pinterest.com/createdres>



<https://www.instagram.com/createdres>

***Thank you for your download!***



Name: .....



## Reading Comprehension

Dan has a big pig. The big pig likes to dig in the mud and roll in it. "Do not dig in the mud!" says Dan. "Come and eat this fig!" The pig gets out of the mud and eats the fig.

### Answer the questions:

① Where does the pig like to dig?

- ☐ in the fig
- ☐ in the mud

② What does Dan give the pig?

- ☐ a fig
- ☐ a wig





Name: .....



## Reading Comprehension

Pam is Don's twin. She went to help Don win a game. Don said, "Put the tin in the bin. Put the can in the bin! Do not put the pin in the bin!" Pam put the tin and can in the bin, but not the pin. Pam thinks that they will win!

### Answer the questions:

① What should go in the bin?

- ☐ the tin
- ☐ the pin

② What should not go in the bin?

- ☐ the can
- ☐ the pin







Name: .....



## Reading Comprehension

Kip went on a trip. When he got off the plane, Kip hit his hip and bit his lip. “What a trip!” said Kip. Kip went to sit, but did not see the peel. He did a skip and a flip and fell. “I do not like this trip!” Kip said.

### Answer the questions:

① Where did Kip go?

- ☐ on a trip
- ☐ home

② What did Kip hit?

- ☐ his lip
- ☐ his hip





Name: .....



## Reading Comprehension

Brit fell in a pit. She did not like it a bit! "Help! Get the kit!" said Brit. Dan ran and got the kit. He got Brit out of the pit and put a band where she was hit.

### Answer the questions:

① What did Brit fall in?

☐ a kit

☐ a pit



② What did Dan run to get?

☐ the kit

☐ the pit



Name: .....




## Reading Comprehension

Bob got a new job. He had to sell corn on a cob to the mob. The mob did not like Bob's corn on the cob. Bob began to sob. "Do not sob," said the mob. "Tell your boss to get pizza!"

### Answer the questions:

① What did Bob sell?

- ☐ corn on a cob
- ☐ pizza in a box



② Why did Bob sob?

- ☐ the mob liked corn on a cob
- ☐ the mob did not like corn on a cob



Name: .....



## Reading Comprehension

Tom went for a jog with his dog in the fog. Tom saw a frog on a log. Then a hog came and saw the frog. “Jump, frog! Go frog!” Tom said. The frog jumped off the log and hid from the hog.

### Answer the questions:

① Who went for a jog?

☐ Tom

☐ Tim

② What did Tom see on the log?

☐ a hog

☐ a frog







Name: .....



## Reading Comprehension

Nan said, "Stop! Go and get the mop.  
There is a big slop next to the sink!"  
Tom said, "I will not stop to wash the  
slop! I did not hop with the cup and  
drop it! I did not make this slop!"

### Answer the questions:

① What did Nan say to get?

☐ the cup

☐ the mop

② What was next to the sink?

☐ slop

☐ a mop







Name: .....



## Reading Comprehension

I got a new cot to put in my tent. Dot the dog put the hot pot on my cot and got black spots on it. I did not like that. I got mad. "Dot! No! Look at the grot! Go and play!" I said to Dot the dog.


### Answer the questions:

① What is the dog's name?

- ☐ Dot
- ☐ Spot

② What did the dog put on the cot?

- ☐ a hot pot
- ☐ a dirty pot





Name: .....



## Reading Comprehension

Chub is a cub. He likes to play in the tub with his yellow sub. “Chub,” says his mom, “be sure to rub and scrub! Get all the grub off!”

### Answer the questions:

① Who is Chub?


☐ a mom

☐ a cub

② What color is the sub?

☐ yellow

☐ white





Name: .....



## Reading Comprehension

Tam has a pug. The pug dug in the mud. The pug saw a bug. The pug gave the bug a tug. The bug was mad and hid in the mud. The pug was sad and sat on the rug. Tam gave her pug a hug and the pug was glad and snug.

### Answer the questions:

① What did the pug do?

- ☐ he hid in the mud
- ☐ he dug in the mud

② What did he find?

- ☐ a rug
- ☐ a bug





Name: .....



## Reading Comprehension

My mom has gum when  
she plays the drum. She has  
gum when she does a sum. She  
has gum when she sits to hum.  
“This is yum!” My mom says.  
“Gum is the best!”


### Answer the questions:

① What does mom play?

- ☐ the gum
- ☐ the drum

② What does she have  
when she does a sum?

- ☐ a plum
- ☐ gum







Name: .....



## Reading Comprehension

Jun sits on the swing. A nun has a bun. The nun gives Jun the bun. Jun eats the bun and gives a bit to her dog.

It is hot in the sun and Jun gets a drink. Jun runs with her dog and they have lots of fun.

### Answer the questions:

① Who gives Jun a bun?

☐ a nun

☐ a dog

② What is it like in the sun?

☐ hot

☐ fun







Name: .....



## Reading Comprehension

Sam and Jan went in the hut and shut the door. They sat on a mat to eat a nut. Jan cut the nut to make two. She gave one cut nut to Sam and she ate the other cut nut.

### Answer the questions:

① How many nuts were there?


☐ two

☐ one

② What did Jan do to the nut to make two?

☐ she cut it

☐ she ate it





English Created Resources prides itself on providing everything a learner needs to improve the level of English.

Such materials are provided for free download to be available for learners around the world. You can find English ESL worksheets for home learning, online practice, distance learning and for English classes.

Our Website helps you to give your child a boost using our free printables. You will be able to help your child with his grammar skills with our printable worksheets that focus on using punctuation, reading and writing. Such worksheets are a useful learning tool for kids who are trying to read, write or want to practice their English language skills at home.

## Designed by English Created Resources



**Beni Suef, Egypt**



**copyright@createdres.com**



**[www.createdres.com](http://www.createdres.com)**

**[www.nortechplus.com](http://www.nortechplus.com)**

**For more FREE materials follow us on:**



**<https://facebook.com/createdres>**



**<https://twitter.com/createdres>**



**<https://www.pinterest.com/createdres>**



**<https://t.me/freebooks4all>**



**<https://www.instagram.com/createdres>**



**<https://vk.com/createdres>**

