



# PRESCHOOL LEARNING PACK





**Copyright © English Created Resources. All rights reserved.**

This printable was created for you to use at home or with students in a classroom setting.

**YOU MAY:**




- Download to your computer.
- Use this file for personal use at home.
- Use in your classroom.
- Print as many copies as you would like for personal use only.

**YOU MAY NOT**

- Extract or edit this printable.
- Share this PDF on Whatsapp, Facebook, Telegram, personal blog/website or by any other means without prior permission of the publisher.
- Upload the images onto your Facebook page or group without giving credit to **English Created Resources and sharing its website link.**
- Store or sell them on any website.
- Claim them as your own.
- **PRINT AND SELL OR DISTRIBUTE THEM TO OTHERS.**

**Clipart and elements found in this PDF are copyrighted and cannot be extracted and used outside of this file without permission or license.**

**For more FREE materials follow us on:**

-  <https://facebook.com/createdres>
-  <https://t.me/freebooks4all>
-  <https://twitter.com/createdres>
-  <https://vk.com/createdres>
-  <https://www.pinterest.com/createdres>
-  <https://www.instagram.com/createdres>

***Thank you for your download!***



# ALL ABOUT MY NAME

My name is:

---

---

---

These are the letters in my name:

a	b	c	d	e	f	g
h	i	j	k	l	m	n
o	p	q	r	s	t	u
v	w	x	y	z		

What does your name mean?



# TRACING NUMBERS 1-5

Trace and write the numbers.

1	1	1	1
2	2	2	2
3	3	3	3
4	4	4	4
5	5	5	5




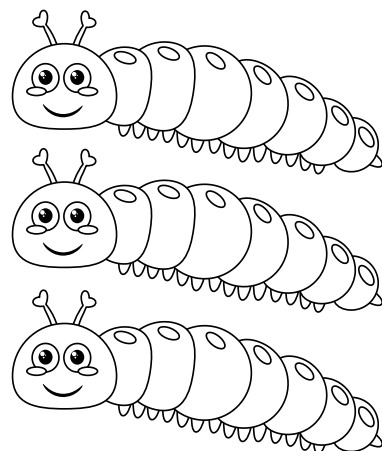
# TRACING NUMBERS 6-10

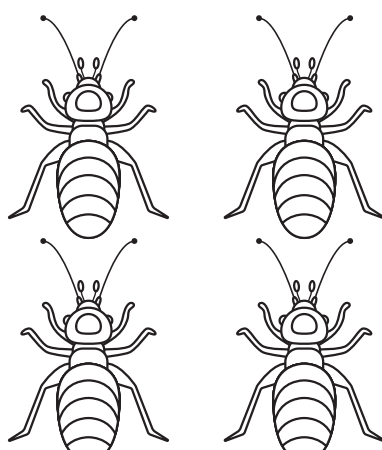
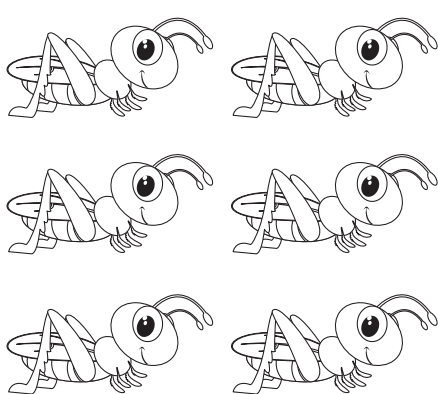
Trace and write the numbers.



6	6	6	6
7	7	7	7
8	8	8	8
9	9	9	9
10	10	10	10

# COUNTING OBJECTS

Count the objects and color the correct number.

	
<div>1</div> <div>2</div> <div>3</div>	<div>3</div> <div>2</div> <div>4</div>

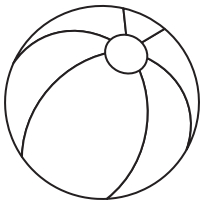
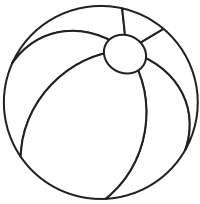

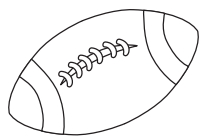
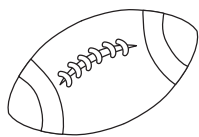

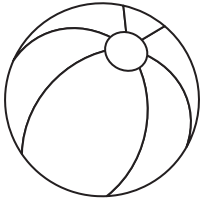
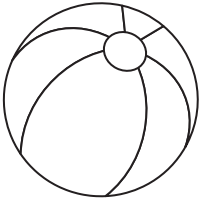

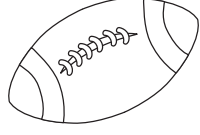
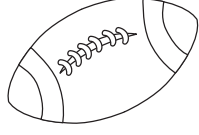


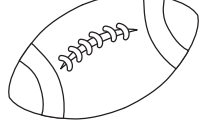
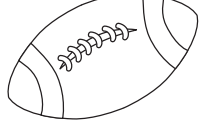

	
<div>4</div> <div>5</div> <div>3</div>	<div>3</div> <div>5</div> <div>6</div>
























	
<div>2</div> <div>1</div> <div>4</div>	<div>2</div> <div>5</div> <div>4</div>

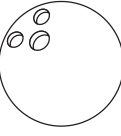
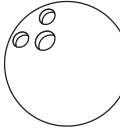
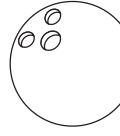






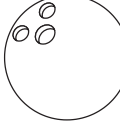














# COUNTING OBJECTS

Count the objects and color the correct number.



# MISSING NUMBERS 1-5

Cut and paste the missing numbers.

1	2		4	5
---	---	--	---	---

1	2	3		5
---	---	---	--	---

	2	3	4	5
--	---	---	---	---

1		3	4	
---	--	---	---	--



2	4	5	3	1
---	---	---	---	---





# MISSING NUMBERS 6-10

Cut and paste the missing numbers.

	7	8	9	10
--	---	---	---	----

6	7	8	9	
---	---	---	---	--

6	7		9	10
---	---	--	---	----

6		8		10
---	--	---	--	----


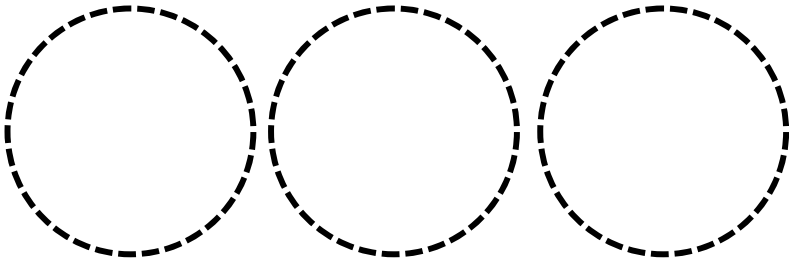

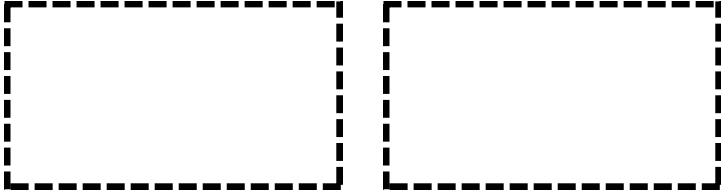


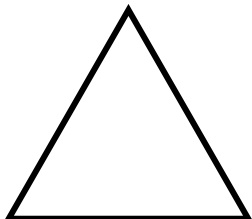


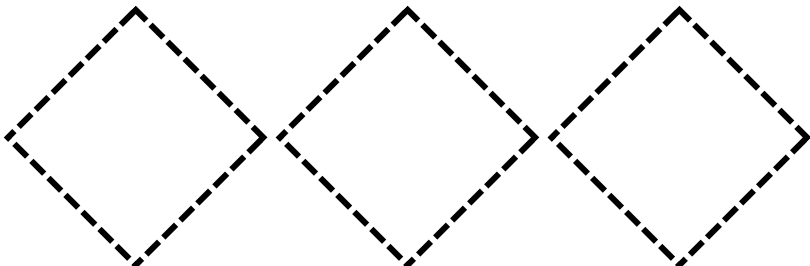


7	6	8	9	10
---	---	---	---	----



# TRACE THE SHAPES

Color and trace the shapes.



# ALPHABET ORDER

Trace the letters of the alphabet.

A	B	C	D	E	F
G	H	I	J	K	L
M	N	O	P	Q	R
S	T	U	V	W	X
Y	Z				



# ALPHABET ORDER

Trace the letters of the alphabet.

a	b	c	d	e	f
g	h	i	j	k	l
m	n	o	p	q	r
s	t	u	v	w	x
y	z				



# ALPHABET ORDER

Fill in the missing letters.

A	B		D		F
G	H	I		K	
M			P	Q	R
	T	U	V		X
	Z				



# ALPHABET ORDER










Fill in the missing letters.

	b	c		e	
g		i	j		l
	n	o		q	r
	t	u		w	
y	z				



# SAME AND DIFFERENT

Color the picture that is different in each row.









# COLORS

Color the apple to match the color words.




**red**



**orange**



**yellow**




**green**




**blue**




**purple**



**pink**



**brown**




**black**




# COLORS

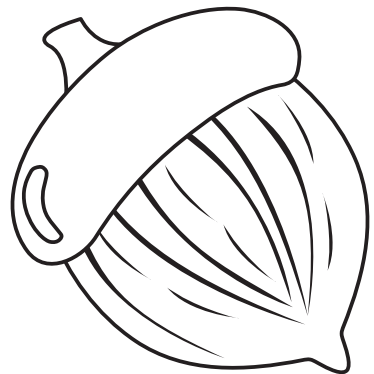
Color the acorn to match the color words.




**red**



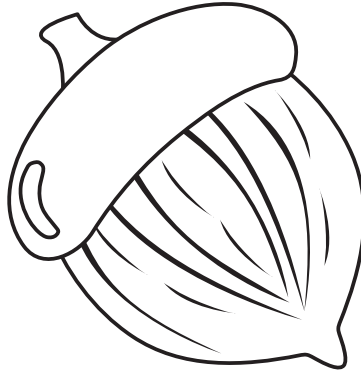
**orange**




**yellow**



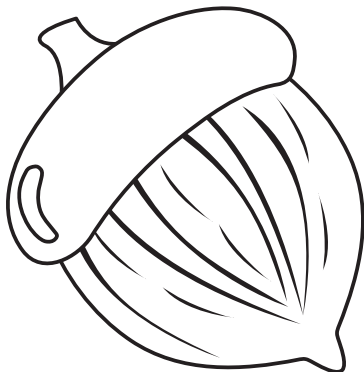
**green**




**blue**



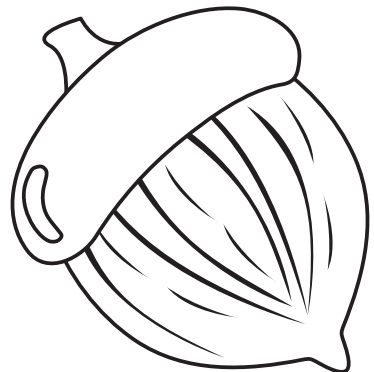
**purple**



**pink**



**brown**









**black**



# CUTTING PRACTICE







Use scissors to carefully cut along the lines.





# CUTTING PRACTICE

Use scissors to carefully cut along the lines.





English Created Resources prides itself on providing everything a learner needs to improve the level of English.

Such materials are provided for free download to be available for learners around the world. You can find English ESL worksheets for home learning, online practice, distance learning and for English classes.

Our Website helps you to give your child a boost using our free, printable worksheets. You will be able to help your child with his grammar skills with our printable worksheets that focus on using punctuation, reading and writing. Such worksheets are a useful learning tool for kids who are trying to read, write or want to practice their English language skills at home.

## Designed by English Created Resources



**Beni Suef, Egypt**



**copyright@createdres.com**



**[www.createdres.com](http://www.createdres.com)**

**[www.nortechplus.com](http://www.nortechplus.com)**

**For more FREE materials follow us on:**



**<https://facebook.com/createdres>**



**<https://twitter.com/createdres>**



**<https://www.pinterest.com/createdres>**



**<https://t.me/freebooks4all>**



**<https://www.instagram.com/createdres>**



**<https://vk.com/createdres>**

