



# FIND THE SOUND








THE SOUND

Say the name of the letter for the

	
d p s	f










FIND THE SOUND

Say the name of the letter

	
a r c	d
	
a z	r
	
m n	

FIND THE SOUND

Say the name of the picture and the letter for the beginning

		
c b a	v t r	t c
		
g j h	w b k	e b r
		
o d h	t r z	i a c





**Copyright © English Created Resources. All rights reserved.**

This printable was created for you to use at home or with students in a classroom setting.

**YOU MAY:**

- Download to your computer.
- Use this file for personal use at home.
- Use in your classroom.
- Print as many copies as you would like for personal use only.

**YOU MAY NOT**

- Extract or edit this printable.
- Share this PDF on Whatsapp, Facebook, Telegram, personal blog/website or by any other means without prior permission of the publisher.
- Upload the images onto your Facebook page or group without giving credit to **English Created Resources and sharing its website link.**
- Store or sell them on any website.
- Claim them as your own.
- **PRINT AND SELL OR DISTRIBUTE THEM TO OTHERS.**

**Clipart and elements found in this PDF are copyrighted and cannot be extracted and used outside of this file without permission or license.**

**For more FREE materials follow us on:**

 <https://facebook.com/createdres>

 <https://t.me/freebooks4all>

 <https://twitter.com/createdres>

 <https://vk.com/createdres>

 <https://www.pinterest.com/createdres>

 <https://www.instagram.com/createdres>


***Thank you for your download!***

# FIND THE SOUND

Say the name of the picture. Mark the letter for the beginning sound.




a r **c**




d r p




w b i



s a z




p b h




r s p



s m n




r v t




f s l

# FIND THE SOUND

Say the name of the picture. Mark the letter for the beginning sound.




d p s




f w r




r s i




m t w



g e c




t s a



b d t




s b l




v c b

# FIND THE SOUND


Say the name of the picture. Mark the letter for the beginning sound.



c b a




v t r




t c w



g j h




w b k




e b m



o d h




t r z




i a c

# FIND THE SOUND


Say the name of the picture. Mark the letter for the beginning sound.



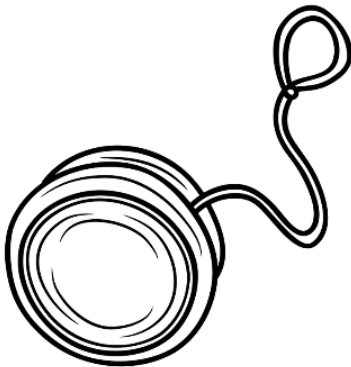
f t v



r t u



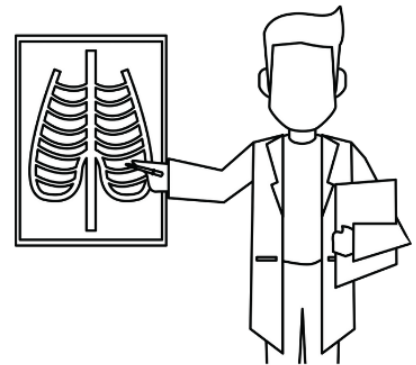
z c w



y j s




c b h




v x y



a u h




o s f




q a v

# FIND THE SOUND


Say the name of the picture. Mark the letter for the beginning sound.




s b n




i d c




j p f




c d b



c l h



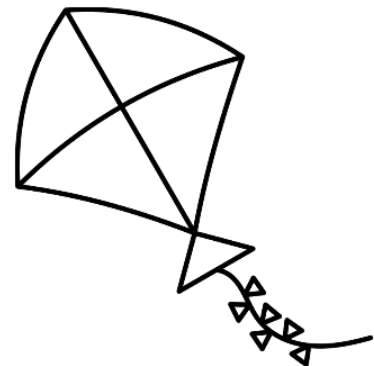
g x y



a c r




s f c



k s c

# FIND THE SOUND


Say the name of the picture. Mark the letter for the beginning sound.



s z b



m n p



j p f




k c s




b t h




g d y



f s p



w v u




p s v




# FIND THE SOUND


Say the name of the picture. Mark the letter for the beginning sound.



m b n



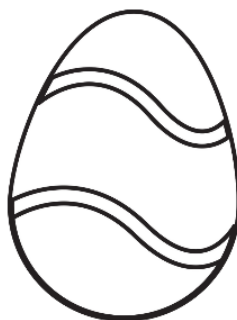
i e a




j c w



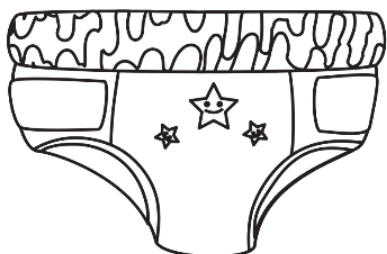
f c o



c e a




m n o



u v a



c k j




a u y

# FIND THE SOUND

Say the name of the picture. Mark the letter for the beginning sound.




o n m




p e w



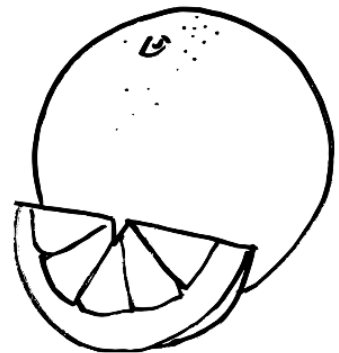
o u r




d p a



s c z



a u o



e v t



c k s




a h y

# FIND THE SOUND

Say the name of the picture. Mark the letter for the beginning sound.



e l t




a e i




k f s




u p w




c h a




a d b



e v u




c k s



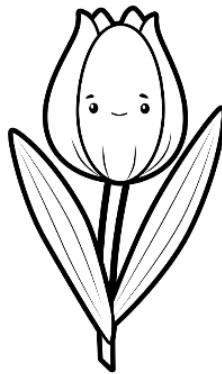
d b y

# FIND THE SOUND


Say the name of the picture. Mark the letter for the beginning sound.




c s z




f l i




e j g



t h c




c b a



l d e



a n m



c a e



s e c




cat



donut



bear



ship




hen




pig



monkey



rocket



fish



pineapple




fire



ice cream




whale



castle



snake



bicycle



lion




boat



apple



volcano




worm



giraffe



bus



elephant



hand



tree



corn



frog



tiger



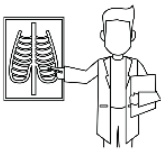
zero



yo-yo



house



x-ray



umbrella




octopus



queen



nut



iguana



jar



dog



lamp



gorilla



ant



crab



kite



zebra



mushroom



pan




kettle



helicopter



deer



shark



watch



vase



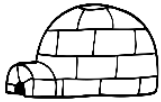
nail



nose



tomato



igloo



parrot



airplane



jellyfish



rose



fork



owl




panda



unicorn



egg



spider



hear



underwear



orange



butterfly



kangaroo



turkey



vacuum



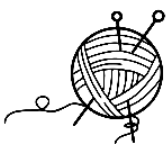
mouse



cupcake



cake




yarn




hippo



banana



starfish




ladybug



flower



carrot



grapes



mop



truck



anchor



brush





English Created Resources prides itself on providing everything a learner needs to improve the level of English.

Such materials are provided for free download to be available for learners around the world. You can find English ESL worksheets for home learning, online practice, distance learning and for English classes.

Our Website helps you to give your child a boost using our free, printable worksheets. You will be able to help your child with his grammar skills with our printable worksheets that focus on using punctuation, reading and writing. Such worksheets are a useful learning tool for kids who are trying to read, write or want to practice their English language skills at home.

## Designed by English Created Resources

 **Beni Suef, Egypt**

 **copyright@createdres.com**

 **[www.createdres.com](http://www.createdres.com)**  
**[www.nortechplus.com](http://www.nortechplus.com)**

**For more FREE materials follow us on:**

 **<https://facebook.com/createdres>**

 **<https://twitter.com/createdres>**

 **<https://www.pinterest.com/createdres>**

 **<https://t.me/freebooks4all>**

 **<https://www.instagram.com/createdres>**

 **<https://vk.com/createdres>**

